

# In-Line Exhibit

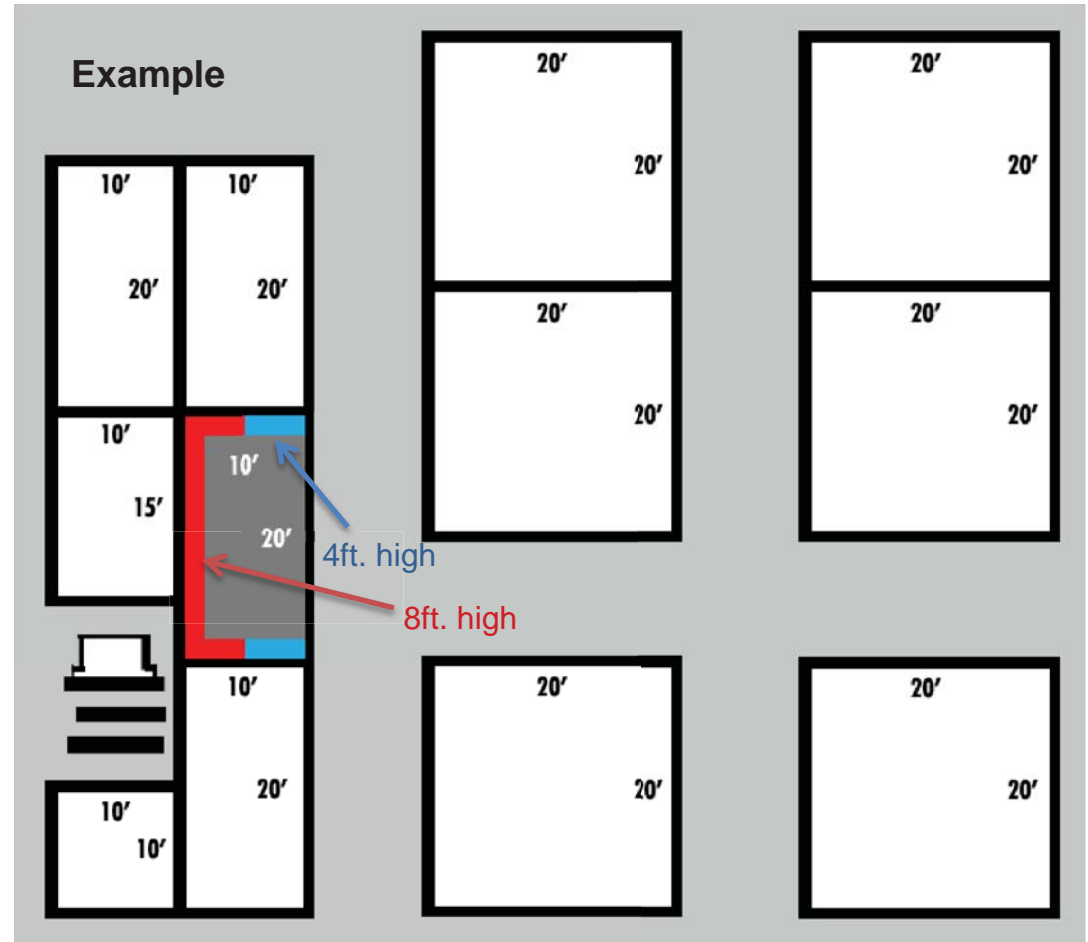
## Definition

An exhibit that is open to one aisle with an adjacent booth on each end.

## Standard Exhibit Height

The standard height for backwalls is 8 feet high except perimeter booth backwalls which may extend to 12 feet. The full height of the backwall may extend forward one-half of the booth depth along each side of the booth.

**Side Rails:** Side rails separating booths may not exceed 48 inches in height (4 feet).



\* Please see the Supply Chain & Transportation USA 2016 Rules and Regulations (attached) for full details on all rules and regulations.\*

Show Rules and regulations are intended to provide guidelines to ensure all exhibitors have fair and equal opportunities to market their products and services. A violation of the rules will result in show management requiring the exhibitor to modify their exhibit to conform to advertised regulations. Expenses incurred to rectify a violation are the responsibility of the exhibitor.

Questions? Contact Laura Knudsen, Operation Manager at 203-840-5996 or [Lknudsen@reedexpo.com](mailto:Lknudsen@reedexpo.com)

# Corner Exhibit

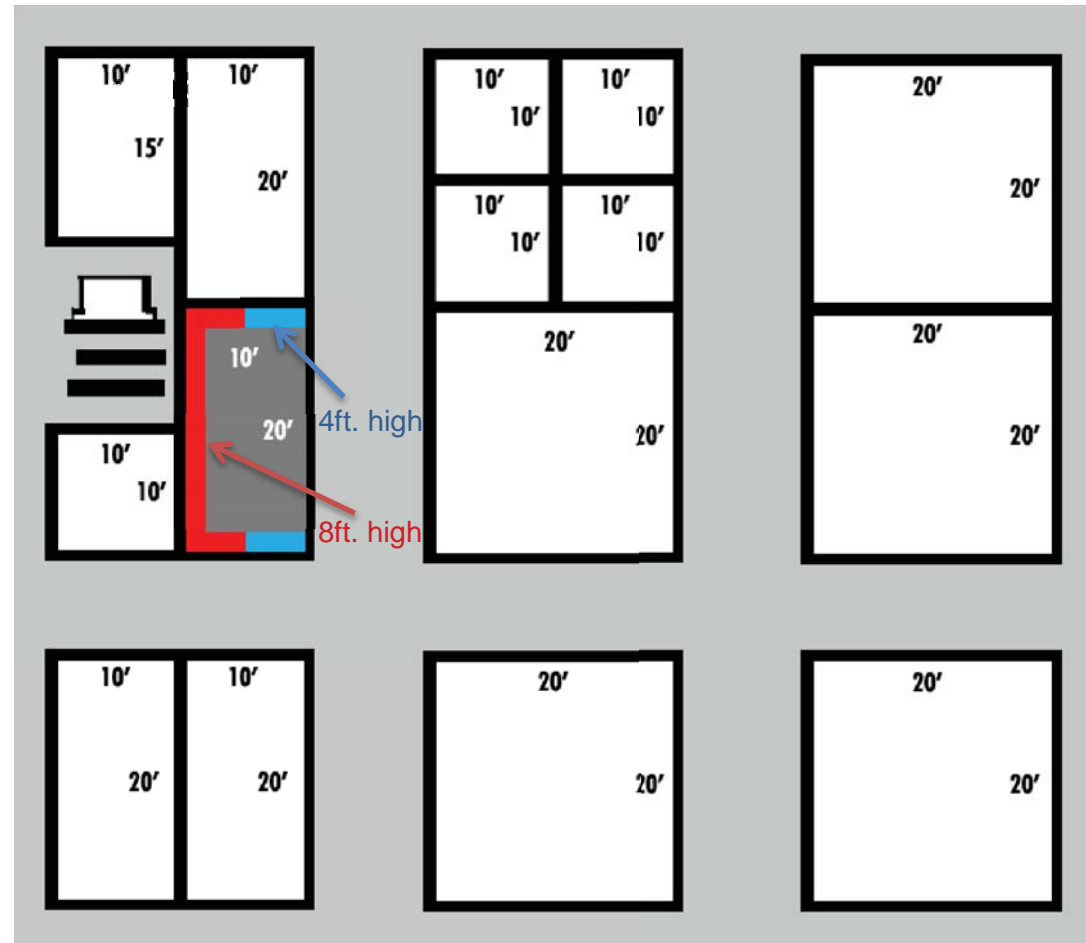
## Definition

An exhibit is open to the aisle with one open corner and one adjacent booth.

## Standard Exhibit Height

The standard height for backwalls is 8 feet high except perimeter booth backwalls which may extend to 12 feet. The full height of the backwall may extend forward one-half of the booth depth along each side of the booth.

**Side Rails:** Side rails separating booths may not exceed 48 inches in height (4 feet).



\* Please see the Supply Chain & Transportation USA 2016 Rules and Regulations (attached) for full details on all rules and regulations.\*

Show Rules and regulations are intended to provide guidelines to ensure all exhibitors have fair and equal opportunities to market their products and services. A violation of the rules will result in show management requiring the exhibitor to modify their exhibit to conform to advertised regulations. Expenses incurred to rectify a violation are the responsibility of the exhibitor.

Questions? Contact Laura Knudsen, Operation Manager at 203-840-5996 or [Lknudsen@reedexpo.com](mailto:Lknudsen@reedexpo.com)

# Peninsula Exhibit

## Definition

An exhibit open to three aisles, with the booth facing a cross aisle and two main aisles running down the sides.

## Standard Exhibit Height

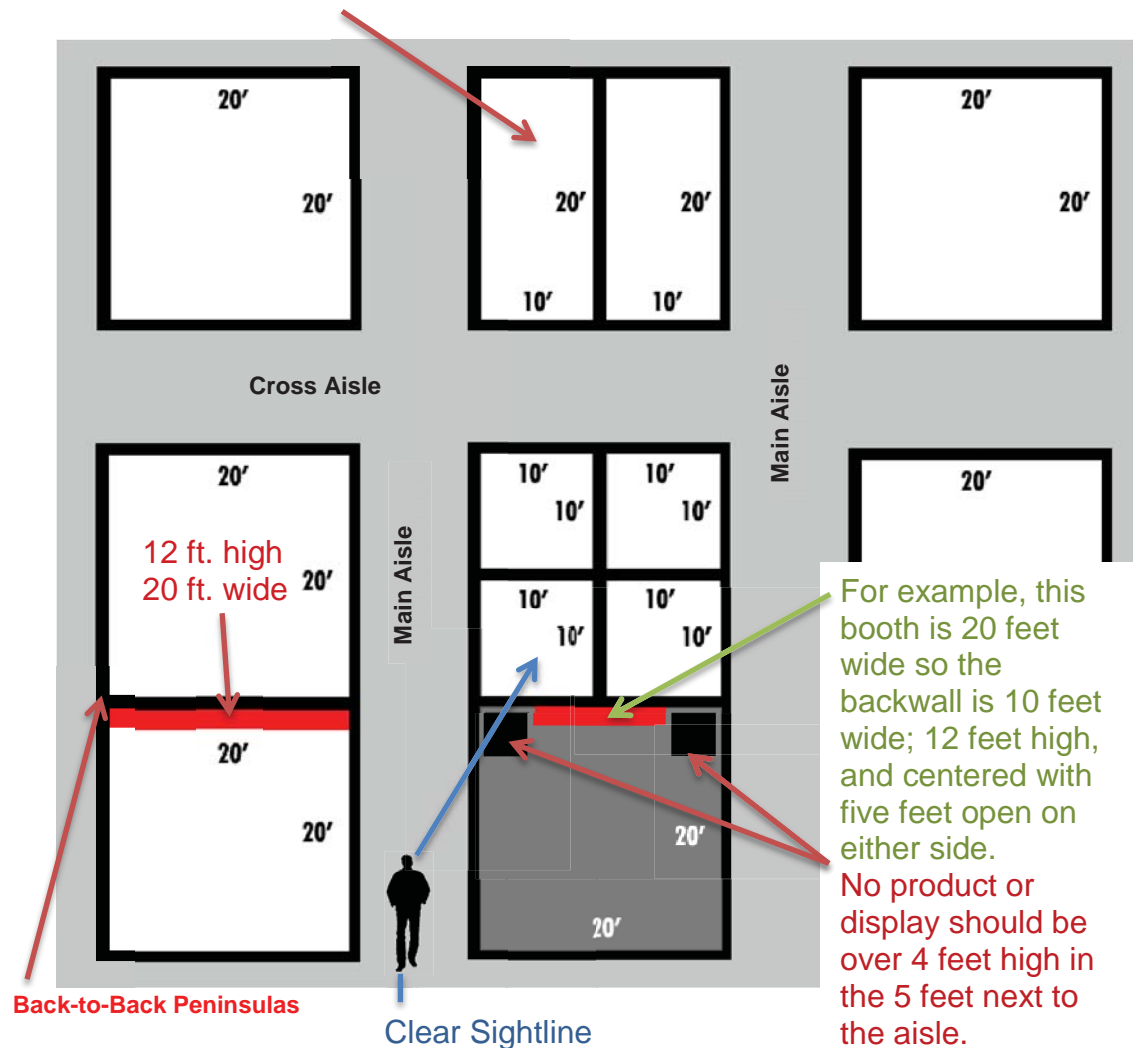
The length of the backwall must be centered against the display and be no longer than the width of the booth less ten feet and extended to a maximum height of 12 feet (If your backwall extends the full 12 feet in height, the top 4 feet facing back must be finished and clean with no graphics, cords, etc.).

Back-to-back peninsula booths may have backwalls the full width. Please be sure to reference the most recent floor plan.

**All peninsula booths must submit a booth layout to the MHI Senior Vice President of Exhibitions by November 12, 2015. Failure to submit will result in cancellation of labor order.**

**Intent:** Exhibitors adjoining peninsula exhibits are entitled to the same reasonable sightline from the aisle as they would expect if they were adjacent to an exhibitor with a standard exhibit.

Not a peninsula: follow corner rules



\* Please see the Supply Chain & Transportation USA 2016 Rules and Regulations (attached) for full details on all rules and regulations.\*

Show Rules and regulations are intended to provide guidelines to ensure all exhibitors have fair and equal opportunities to market their products and services. A violation of the rules will result in show management requiring the exhibitor to modify their exhibit to conform to advertised regulations. Expenses incurred to rectify a violation are the responsibility of the exhibitor.

Questions? Contact Laura Knudsen, Operation Manager at 203-840-5996 or Lknudsen@reedexpo.com

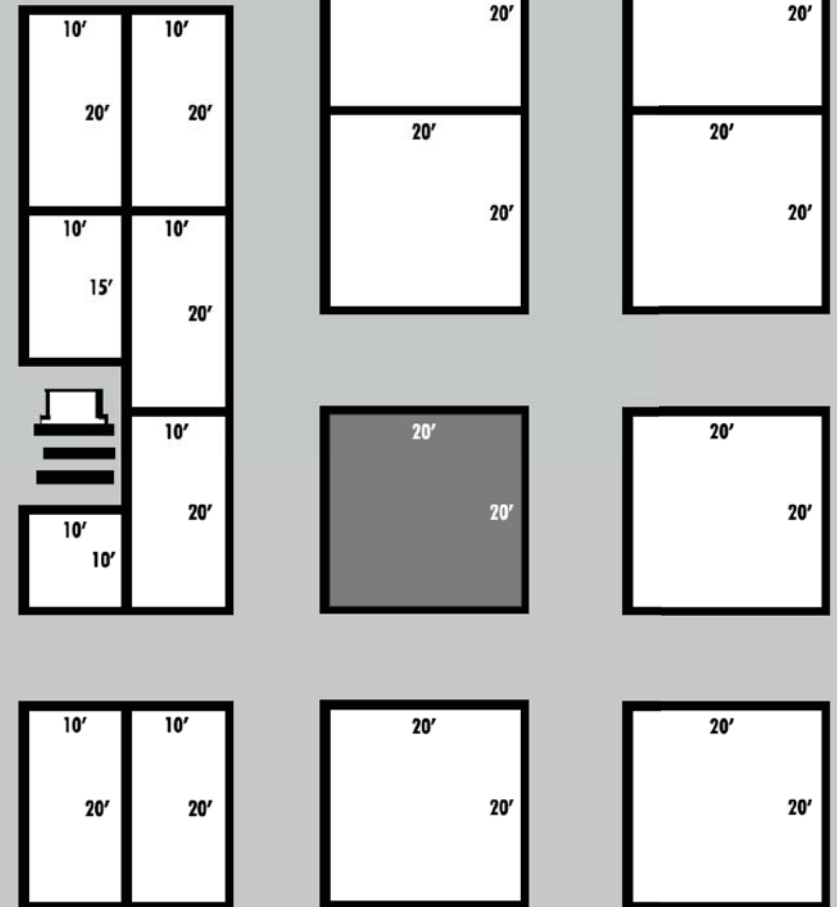
## Definition

An exhibit that is open to an aisle on all four sides.

## Standard Exhibit Height

Since an island booth is automatically separated by the width of an aisle from all neighboring exhibits, full use of the floor space is permitted.

### Example



\*Please see the Supply Chain & Transportation USA 2016 Rules and Regulations (attached) for full details on all rules and regulations.\*

Show Rules and regulations are intended to provide guidelines to ensure all exhibitors have fair and equal opportunities to market their products and services. A violation of the rules will result in show management requiring the exhibitor to modify their exhibit to conform to advertised regulations. Expenses incurred to rectify a violation are the responsibility of the exhibitor.

Questions? Contact Laura Knudsen, Operation Manager at 203-840-5996 or [Lknudsen@reedexpo.com](mailto:Lknudsen@reedexpo.com)