



TORONTO

May 5 – 7, 2016
Metro Toronto Convention Centre, South Building

ASM 16
ANNUAL SPRING MEETING | 2016

Oral Cancer Screening

GOCCLES®

EYES ON PREVENTION

UNIVET®
OPTICAL TECHNOLOGIES
MADE IN ITALY

is a *new innovative* device that permits an *easy, non invasive and non-painful examination* of the oral cavity, able to *screen cancerous and pre-cancerous lesions*



Goccles helps detect oral lesions such as Erythroleukoplakia



ODA SPECIAL 2016
Please visit Univet at Booth #112

LEARN MORE AND EARN A GIFT OF VALUE

- Participate in our seeing is believing challenge and/or see a demonstration of our loupes and the NEW Oral Cancer Screening, GOCCLES
- Claim your gift – a pair of UNIVET safety glasses valued at \$25



Univet Optical Technologies North America
Canada Office: 675 Cochrane Dr, East Tower
6th Floor, Markham L3R 0B8
USA Office: 1745 Broadway, 17th Floor
New York, NY 10019
Toll Free: 1-844-6 UNIVET (1-844-686-4838)
Order Inquiry: northamerica@univet-optic.com
Website: www.univet-optic.com

ASM16

Now in its 149th year, the Annual Spring Meeting (ASM) is the signature dental conference and trade show of the Ontario Dental Association. The ASM is one of the largest and most respected dental conventions in North America and continues to be the prominent meeting place for all dental professionals.

The three key elements on which we continue to focus on have attracted attendees, speakers and exhibitors to the ASM for more than 14 decades. They represent the overall essence of the ASM – as the place to Connect, Learn and Excel.

Take advantage of this one-stop-shop opportunity located under one roof to connect with speakers, exhibitors and colleagues, to network, share best practices and information that is sure to deliver a great experience at the ASM. You will learn from the best and brightest minds in the dental industry and gain valuable education that will help the dentist and the dental team to excel in the profession and in life.

Why Attend the ASM?



- **CONNECT** with speakers, exhibitors and colleagues to share best practices, exchange information and network with more than 11,000 dental professionals.
- **LEARN** from the 90+ internationally renowned speakers covering a broad and diverse range of clinical, practice management and personal development topics.
- **EXCEL** in every facet of dentistry and in your personal life by taking the learning tools from the ASM and implementing them into your practice and life.
- **Get exceptional value for your registration fee.** The dentist and the dental team have access to three jam-packed days of learning and a two-day trade show. Tickets for Category 1 (Core) courses are reasonably priced at \$20 and offer the best opportunity in the dental arena for learning new clinical procedures.
- **Gain valuable Continuing Education (CE) points.** ODA members have the opportunity to receive 18 credits over the three-day convention covering RCDSO QA Categories, including Category 1 (Core), Category 2 and Category 3 courses.
- **Maximize your time by visiting the Exhibits Floor** featuring 300+ exhibiting companies offering a wide range of new dental products and leading-edge technology for you to test drive and compare. Take advantage of show specials and save money.
- **Explore Toronto.** Experience this vibrant city of world-class dining, shopping, arts, culture and great entertainment.

Connect Learn Excel



See you in 2017



May 4-6, 2017

Ontario Dental Association
4 New Street, Toronto, ON M5R 1P6
Tel: 416-922-3900 TF: 1-866-739-8099
Fax: 416-922-9571 ASMinfo@oda.ca

what's inside

Welcome Message	4	Continuing Education	14
Important Dates	5	Daily Speaker Schedules	16
What's New for ASM16	5	Thursday, May 5 Sessions	16
Exhibits Floor	6	Friday, May 6 Sessions	18
Mobile App	7	Saturday, May 7 Sessions	20
Headlining Speakers	8	Category 1 (Core) Course Schedule	21
Keynote Speakers	9	Speaker Biographies	22
General Information	10	Exhibitor Listing	66
Experience Toronto	11	Registration Information	67
Hotel Accommodation	12	Registration Form	70
MTCC Maps & Location	13	Ticketed Workshops and Events	71

Welcome Message from the Education Advisory Committee

A big hello to everyone from the ODA's Annual Spring Meeting Education Advisory Committee.

Make plans now to attend the ASM16 hosted by the Ontario Dental Association, May 5-7 at the Metro Toronto Convention, South Building.

As you know, the Education Advisory Committee takes great pride in presenting a full roster of world-class speakers covering the entire range of dental topics for dentists, dental hygienists, dental assistants and the invaluable members of our office staff. For the dentists, this provides the single largest venue for you to achieve your continuing education credits in what is now the second year of the current three-year RCDSO QA cycle. There will be lectures, workshops and, of course, our Exhibits Floor to help you chart your educational pathway. For the dental team, we are opening up more lectures to help further your education and interest in your chosen profession. Register early to take advantage of the early bird savings.

Let's not forget our keynote speakers. This year we will have noted singer, poet and writer Jann Arden to give us her views on helping ourselves while helping the world around us. As well, we will have Harley Pasternak, personal trainer to many world-famous artists, actors and athletes, who will give us some direction in integrating a healthy lifestyle with our profession.

Mark your calendars and take advantage of this opportunity to further your education, as well as to meet up with classmates and colleagues in reunions or just get out and enjoy what Toronto has to offer. I am sure that you will find the ASM a wonderful way to spend a few days learning and improving your work and social lives.



We look forward to welcoming you at ASM16.

Dr. Bill Hawrysh
*Chair, Annual Spring Meeting
Education Advisory Committee*

Education Advisory Committee



Dr. Kerr Banduk



Dr. Waji Kahn



Dr. Gordan Markic



Dr. Christine Ng



Dr. Charles Shin



Dr. Shawn Steele



Dr. Brian Tenaschuk

Connect

with colleagues and top industry professionals

Learn

from top-rated international speakers

Excel

in your professional and personal goals



Important Dates to Remember

ONLINE REGISTRATION

Opens on **January 11**
at www.oda.ca/asm

REGISTER EARLY AND SAVE

Early bird pricing expires on
Monday, March 21 by 11:59 pm
Eastern time

Register by **March 21**
by 11:59 pm Eastern time and the
registration package, including badge,
tickets, badge holder and lanyard,
**WILL BE MAILED TO YOU STARTING
THE WEEK OF MARCH 28**

All registrations received after March 21,
badges and tickets must be **PICKED UP
ON-SITE AT** the Metro Toronto Convention
Centre, South Building, Level 600 .

Please ensure you bring your bar-coded
confirmation on-site to pick up your badge
and tickets.

For **BADGE PICK-UP OR TO
REGISTER ON-SITE**, registration
dates and hours of operation are:

Wednesday, May 4
10:00 am – 7:00 pm

Thursday, May 5
7:00 am – 5:30 pm

Friday, May 6
7:00 am – 5:30 pm

Saturday, May 7
7:00 am – 3:00 pm

The **EXHIBITS FLOOR IS OPEN** on

**Thursday, May 5 from
9:00 am – 6:30 pm and on
Friday, May 6 from
9:00 am – 5:30 pm**

**Please note, there are
NO EXHIBITS on
Saturday, May 7**

What's New for ASM16

→ Conference Guide

A new feature has been added to enhance your *Conference Guide* experience.

The web version of the *Conference Guide* will now be available in a digitized format with page-turning technology that will enable attendees to print individual pages of sessions that they may be interested in. You can also earmark exhibitors on the Exhibits Floor. This version of the *Conference Guide* will be available in the new year at www.oda.ca/asm

→ Wellness Lounge

A new, complimentary Wellness Lounge has been added to the Exhibits Floor. You will experience wellness through breathing and meditation, hands-on exercises that help with neck, shoulder and lower back pain or spend some time at the Oxygen Bar and feel rejuvenated. **You can reserve your spot at the registration desk on-site located at booth 138.**

→ Special Events

Once again at ASM16 for those who sign up, we will be featuring two complimentary **cocktail receptions on the Exhibits Floor on Thursday, May 5** from 5:00 – 6:00 pm and **Friday, May 6** from 4:30 – 5:30 pm.

→ New Dentist Session

Great news for member dentists and ODA student members. **ASM16 will feature a two-day New Dentist Symposium** with programming that will appeal specifically to those entering a practice and those who have been practising dentistry for 10 years or more. **Check out pages 33 and 46 for detailed information** on the New Dentist Symposium. This session is included in the general registration fee.

→ Virtual Sports Zone

Drop by this new feature area located at booth 2215 and test-drive your expertise in golf, baseball, hockey and soccer. This is an interactive simulated environment that is sure to add enjoyment to your ASM experience.

→ Travel Discounts

Save 15 percent on your travel to ASM16 with the ODA Signature Select Program by booking with Porter Airlines or VIA Rail. Visit www.oda.ca/member/signature-select to learn more.

→ A Reminder for Those Who Want to Stay Connected at the ASM

Free Wi-Fi is available in the pre-function areas of the Metro Toronto Convention Centre, South Building, with the exception of the Exhibits Floor and the session rooms. Please note that Wi-Fi usage times-out after 30 minutes. You do have the option to log back in if you wish to continue usage.

Exhibits Floor

Explore 75,000 Square Feet of Dental Innovation



The Exhibits Floor for ASM16 will feature more than 600 booths representing 300+ exhibiting companies. Exhibiting companies will demonstrate and showcase the latest innovations, products and services in the dental industry.

Exhibit Hours

Thursday, May 5 9:00 am – 6:30 pm

Friday, May 6 9:00 am – 5:30 pm



Exhibits Floor – Feature Areas

RELAXATION ZONE

This is an extremely popular and busy exhibit. Drop by this professionally staffed exhibit and reserve a complimentary 10-minute neck and shoulder massage. This is a great opportunity to take time out of your busy convention schedule to wind down and enjoy this worthwhile, relaxing activity.



NEW WELLNESS LOUNGE

Drop by the Wellness Lounge and you're sure to leave feeling relaxed, revived and rejuvenated. This area features a variety of elements that allow you to rotate through multiple sensory experiences. Participate in the guided meditation that will help you return to a calm state. Spend some time at the Oxygen Bar and feel rejuvenated, or learn from the experts about the five stretches for the neck, shoulders, upper and lower back and carpal tunnel that will relax your body and make you feel revived.



NEW VIRTUAL SPORTS ZONE

Drop by this new feature area located on the Exhibits Floor and test-drive your expertise in golf, baseball, hockey and soccer. This is an interactive simulated environment that is sure to add enjoyment to your ASM experience.



Connect, Network, Socialize
Have fun and enjoy the camaraderie with friends and colleagues

ASM16 will once again feature two complimentary cocktail receptions.

If you sign up for these events, you'll receive two drink tickets with your registration package. Take advantage of the opportunity to network and socialize with old and new friends, connect with exhibitors and speakers and enjoy a variety of food and beverages.

Please ensure you sign up for these complimentary, ticketed events, which take place on the Exhibits Floor on

**Thursday, May 5
5:00 – 6:00 pm** and

**Friday, May 6
4:30 – 5:30 pm**



ODA Booth – Level 800



Stop by the ODA booth in the pre-function area on the 800 level. See how the ODA is working as *Your Partner in Practice™*. Meet with the ODA's Board of Directors, Membership Committee representatives and ODA staff who will be on hand to answer any of your questions.



Job Fair

The job fair is also located in the ODA booth. Dental professionals are encouraged to post staffing notices on the Job Fair Board.

ASM Mobile App



The ASM16 mobile app makes navigating the ASM a breeze. Search courses by day, topic or speaker.

Find exhibitors by name and product categories and locate them directly on the Exhibits Floor map.

Plus, take notes and more.

Available for download early in February 2016.

Visit www.oda.ca/asm for updates.

Connect with the ASM



www.facebook.com/ODA.ASM



www.twitter.com/ODA_ASM

2016 Headlining Speakers

The best and brightest minds in the dental industry.

Our Education Advisory Committee scouts major dental conferences annually in North America to ensure we bring speakers to Toronto who provide you with the learning tools that will help you with every aspect of dentistry and your personal life.

Program for Dentists



Stanley Malamed, DDS
• Thursday, May 5, Lecture *Page 38*



Clifford Ruddle, DDS
• Thursday, May 5, Lecture *Page 34*



Douglas Lambert, DDS
• Thursday, May 5, Lecture *Page 40*



Thomas Borris, DDS
• Friday, May 6, Lecture *Page 31*



Anthony Cardoza, DDS
• Friday, May 6, Lecture *Page 48*
• Saturday, May 7, Workshop *Page 58*



Harold Heymann, DDS
• Saturday, May 7, Lecture *Page 62*



Nader Sharifi, DDS
• Thursday, May 5, Lecture *Page 41*
• Friday, May 6, Workshop *Page 47*
• Saturday, May 7, Lecture *Page 59*



Robert Fazio, DDS
• Friday, May 6, Lecture *Page 51*



Timothy Donley, DDS
• Thursday, May 5, Lecture *Page 32*
• Friday, May 6, Lecture *Page 45*

Program for the Dental Team



Rhonda Savage, DDS
• Thursday, May 5, Lecture *Page 42*
• Friday, May 6, Lecture *Page 55*



Karen Davis, RDH
• Friday, May 6, Lecture *Page 43*



Leah MacPherson, RDH
• Thursday, May 5, Lecture *Page 36*
• Thursday, May 5, Workshop *Page 37*
• Friday, May 6, Lecture *Page 53*
• Friday, May 6, Workshop *Page 53*



Joe Dillon
• Friday, May 6, Lecture *Page 54*



Cathy Jameson
• Thursday, May 5, Lecture *Page 42*



Judy Kay Mausolf
• Thursday, May 5, Lecture *Page 38*



Amy Kirsch, RDH
• Thursday, May 5, Lecture *Page 39*



Uche Odiatu, DMD
• Saturday, May 7, Lecture *Page 63*



The Madow Brothers
• Saturday, May 7, Lecture *Page 62*


2016 Keynote Speakers

Opening Ceremonies
Keynote Speaker
Featuring
Jann Arden
Canadian Icon

Friday Morning
Keynote Speaker
Featuring

Harley Pasternak

Fitness and nutrition guru and trainer to the stars

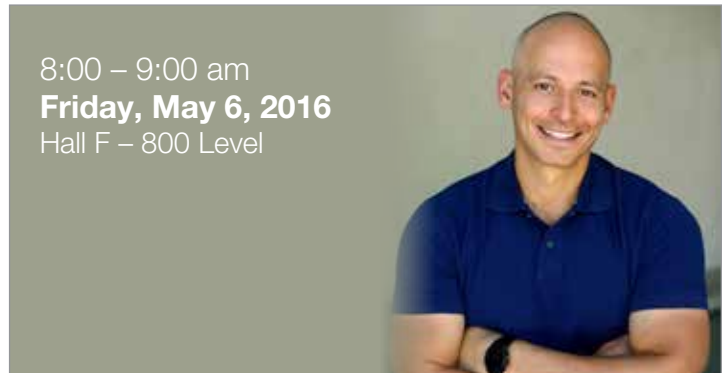


8:00 – 9:00 am
**Thursday,
May 5, 2016**
Hall F – 800 Level

Jann Arden can bring a venue full of people to tears through song, only to have them rolling in the aisles moments later with her off-the-cuff comedy. Whether she's performing her music, hosting an event, or telling her deeply personal and affecting stories, Arden's wisdom and wit shine in everything she does.

Arden catapulted onto the Canadian music scene in 1993, with the release of her debut album, *Time and Mercy*. To date, she has released 12 albums, boasts 19 top 10 singles, and has received eight Juno Awards, including "Female Artist of the Year" and "Songwriter of the Year." She has also been recognized with 10 SOCAN Awards, four Western Canadian Music Awards, a Much Music Video Award, three Prairie Music Awards and an Alberta Recording Industry Association Award. And the list goes on – she has been honored with a star on Canada's Walk of Fame, and inducted into the Canadian Association of Broadcasters Hall of Fame.

Arden was also the host of *Being Jann* on CBC Radio, she has been a judge on television's *Canada Sings*, and has appeared on CBC TV's *Rick Mercer Report* and in several sitcoms. On stage, she was part of the cast for the *Canadian tour of The Vagina Monologues*. Arden has also authored four books.



8:00 – 9:00 am
Friday, May 6, 2016
Hall F – 800 Level

A native of Toronto, Harley Pasternak is a best-selling fitness and diet author, whose books include *The 5-Factor Fitness*, *The 5-Factor Diet*, *The 5-Factor World Diet*, *The Body Reset Diet Cookbook*, and *5 Pounds*, which hit shelves March 2015. Pasternak's titles have attained global bestseller status and have been published in 14 languages and in more than 25 countries.

Pasternak holds a master of science in exercise physiology and nutritional sciences from the University of Toronto and an honors degree in kinesiology from the University of Western Ontario. He is also certified by the American College of Sports Medicine and the Canadian Society of Exercise Physiology, and has served as an exercise and nutrition scientist for Canada's Department of National Defense.

As a fitness and nutrition specialist, Pasternak has trained many celebrities, including Lady Gaga, Rihanna, Kim Kardashian, Halle Berry, Katy Perry, Robert Downey Jr., Robert Pattinson, Jessica Simpson and Hilary Duff, to name a few. He has appeared on *MTV*, *VH1*, *E!*, *The Oprah Winfrey Show*, *Dr. Oz*, *The View*, *Access Hollywood*, *Extra*, *The Today Show* and much more. In addition, Pasternak has been covered in a wide array of newspapers, health and fitness magazines, and women's lifestyle and entertainment magazines, including the *New York Times*, *LA Times*, *Washington Post*, *Shape*, *Men's Health*, *Fitness*, *Glamour*, *Elle*, *People*, *In Touch*, *US Weekly* and *Star*.

Pasternak has made worldwide speaking appearances in more than 30 countries for a diversity of Fortune 500 companies, health and fitness organizations and government entities.

Keynote Speakers
Sponsored in part by:



General Information

Conference Venues

Most sessions for ASM16 are located at the Metro Toronto Convention Centre, **South Building**. However, once again for ASM16, we have expanded programming and some sessions are located in the **North Building and the Intercontinental Toronto Centre**.

Please check the ASM website, Final Program, Mobile App or on-site signage for the location of your session.

Room Capacities

Room capacities are set by the fire marshal for the Metro Toronto Convention Centre and are required to be observed by the ODA and by ASM attendees. The room monitor has the responsibility to observe the room capacities and to communicate to attendees when the session room is full.

Session Information

Category 2 and 3 courses are included in general registration fee. Category 1 (Core) courses and workshops are ticketed sessions that attendees are required to register for in addition to the general conference registration fee. Registration for ticketed sessions is limited; therefore, we strongly recommend that you register early to avoid disappointment and ensure your course selection.

There are two session start times in both the morning and afternoon on Thursday and Friday. Morning sessions start at 9:30 am and 10:00 am and the afternoon sessions start at 2:00 pm and 2:30 pm. Saturday morning sessions start at 8:30 am and afternoon sessions start at 12:30 pm.

Please check the ASM website, Final Guide, Mobile App or on-site signage for your session start times.

Coffee Breaks

All sessions are 2.5 hours in length in the morning and afternoon. There are no scheduled coffee breaks during the sessions. For your convenience, water stations are located in each session room.

Food and Beverage Outlets and Food Trucks

A range of food and beverage selections will be available for purchase during the standard operating hours at the ASM. The accepted methods of payments at the outlets include cash, debit, VISA, MasterCard and American Express.

Food and beverage outlets will be available on the Level 600, 700 level, 800 level and a limited selection of food trucks on the Exhibits Floor.

Media Policy

All publicity and accreditation in connection with the media at the Annual Spring Meeting must be approved by the ODA manager, public affairs and communications. All Annual Spring Meeting attendees, exhibitors and speakers should direct any and all media requests or enquiries to **Bonnie Dean** at bdean@oda.ca. Our ODA on-site staff in Room 706 would be happy to assist in locating her.

Child Care Policy

Babies/infants (non-ambulatory) in arms are permitted in the meeting rooms and on the Exhibits Floor provided they are not disruptive. Strollers may be used on the Exhibits Floor but are not permitted in the meeting rooms. If you do use a stroller on the Exhibits Floor, you do so at your own risk. Neither the Ontario Dental Association nor the Metro Toronto Convention Centre are responsible for accidents that occur as a result of the use of strollers.

Please note that there is no on-site child care available. Check with the concierge at your hotel if child care is required.

Room 833 will be made available for the convenience of nursing mothers.

Videotaping/Photography

Videotaping or photography of the show or the Exhibits Floor may not take place at any time during the Annual Spring Meeting without approval in advance. Requests for approval must be submitted to the ODA's Education Advisory Committee by **March 7, 2016** for their review and approval. Please email the information to Vicky Hatzopoulos at vhatzopoulos@oda.ca

Disclaimer

The Ontario Dental Association does not endorse speaker content, products or services presented at the Annual Spring Meeting. Any references by speakers to products, services, equipment and techniques refer to their individual beliefs and do not reflect those of the Ontario Dental Association.

For those attending workshops, please note the potential risks involved in using new techniques or procedures without having fully attained a competency level to practise them.

Information on speakers and dates are correct as of the time of printing. Please check our website at www.oda.ca/asm for updates and additions to the program.



TORONTO BLUE JAYS
Schedule During the ASM

Book online at www.http://toronto.bluejays.mlb.com/ or www.toronto.com

Toronto Blue Jays vs Rangers
Wednesday, May 4, 2016 @ 7:07 pm

Toronto Blue Jays vs Dodgers
Friday, May 6, 2016 @ 7:07 pm

Toronto Blue Jays vs Dodgers
Saturday, May 7, 2016 @ 1:07 pm

Toronto Blue Jays vs Dodgers
Sunday, May 8, 2016 @ 1:07 pm

The graphic features a blue background with a white baseball and red swoosh at the top left. Below the text, there is a silhouette of a crowd of fans cheering with their arms raised.

Toronto comes alive in the spring and the Annual Spring Meeting is the ideal place for ODA members, their dental teams and families to take advantage and see the sights and sounds of this great vibrant metropolis of world-class dining, shopping, arts and entertainment.

To review (and book) all Toronto has to offer, go to www.mytorontomeeting.com or www.toronto.com

Experience Toronto During the ASM

Major Attractions

- Ontario Science Centre
- Black Creek Pioneer Village
- The Historic Distillery District
- Casa Loma
- CN Tower
- Multicultural – Chinatown, Greek Town, Little Italy, Little India
- Sporting events – Blue Jays, Raptors, Argos, Maple Leafs
- Toronto FC, Hockey Hall of Fame
- Ripley's Acquarium

Shopping

- Yorkville
- Harbourfront Antique Market
- St. Lawrence Market
- Eaton Centre

Arts & Culture

- Theatre – Opera – Ballet
- Art Gallery of Ontario (AGO)
- Textile Museum of Canada
- Royal Ontario Museum (ROM)
- Historic Fort York
- Montgomery's Inn
- Todmorden Mills Heritage Museum
- Gardiner Museum of Ceramic Art
- Art Tour Toronto
- Toronto Helicopter Tours
- Shopdinetour Toronto
- Nautical Adventures



Follow us on



www.twitter.com/ODA_ASM

| Like us on



www.facebook.com/ODA.ASM

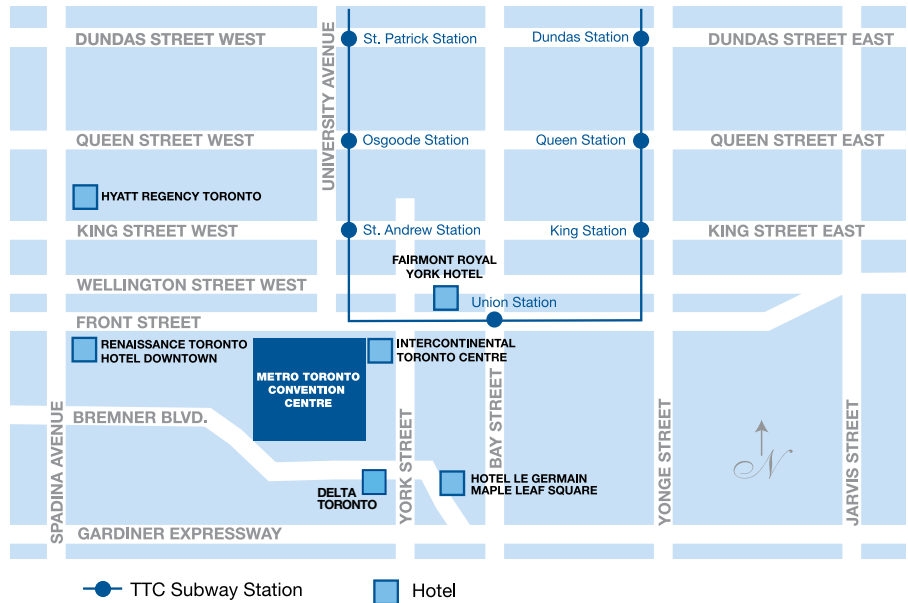
Hotel Accommodation

Official 2016 ODA ASM Hotels

Book early to ensure your choice of hotel. Rooms are available on a first-come, first-served basis.

The hotels featured in the *Conference Guide* are holding room blocks at preferential group rates for the ODA 2016 Annual Spring Meeting attendees. Rooms should be reserved directly with your preferred hotel. Please let hotel reservations staff know that you are attending the ODA Annual Spring Meeting in order to qualify for these rates.

The ODA does not have a convention bureau or travel agent authorized to make hotel reservations related to the Annual Spring Meeting.



For hotel links, please visit www.oda.ca/asm and click on Hotel Accommodation.



Delta Toronto

75 Lower Simcoe Street, Toronto, ON M5J 3A6

Tel: 416-849-1200
Toll Free: 1-888-890-3222
Single/Double: \$249



Hotel Le Germain Maple Leaf Square

75 Bremner Boulevard, Toronto, ON M5J 0A1
Tel: 416-649-7575 | Toll Free: 1-800-916-4339
Single Room: \$269
\$20 per night extra for double occupancy



Hyatt Regency Toronto on King

370 King Street West,
Toronto, ON M5V 1J9
Tel: 416-343-1234 | Toll Free: 1-800-233-1234
Single/Double Room: \$195



InterContinental Toronto Centre

225 Front Street West, Toronto, ON M5V 2X3
Tel: 416-597-1400 | Toll Free: 1-800-235-4670
Single/Double Room: \$254



The Fairmont Royal York Hotel

100 Front Street West, Toronto, ON M5J 1E3
Tel: 416-368-2511 | Toll Free: 1-800-441-1414
Fairmont Room: \$225



Renaissance Toronto Hotel Downtown

1 Blue Jays Way, Toronto, ON M5V 1J4
Tel: 416-341-7100 | Toll Free: 1-800-237-1512
Single/Double Room: \$221

Metro Toronto Convention Centre



The ODA Annual Spring Meeting 2016 is located in the South Building of the Metro Toronto Convention Centre.

The South Building entrance is located at 222 Bremner Boulevard, one block north of Lakeshore Boulevard west at York Street.

The Skywalk entrance is located at the west end of Union Station on street level.

Parking locations are indoors and underground, and provide direct access to the convention centre.

Most sessions for ASM16 are located at the Metro Toronto Convention Centre, South Building. **However, due to the expanded programming, some sessions are located in the North Building and the InterContinental Toronto Centre.**

Please check the ASM website, Final Program, Mobile App or on-site signage for the location and sessions.

Metro Toronto Convention Centre
South Building
222 Bremner Blvd.
Toronto, Ontario M5V 3L9

24-Hour Information Desk
416-585-8000
or visit
www.mtccc.com



Continuing Education

CE for ODA Member Dentists

How many CE points can I earn at the ASM?

You can earn 6 CE points per day at the ASM, to a maximum of 18 CE points over the three days. There may be an opportunity to earn bonus points by attending certain clinical hands-on workshops (as indicated in the program). For example, if a dentist attends a half-day lecture in the AM session (3 CE points) and a half-day workshop (3 CE points) with 1 bonus point in the PM session, he/she would earn 7 CE points for that day.

Dentists can earn 3 CE points for attending a half-day session and 6 CE points for a full-day session. **Please note that continuous full-day sessions must be attended in their entirety (AM and PM) – partial credits will not be allocated for attending only a portion of a full-day continuous session. In order to receive the 6 CE points for a full-day continuous session attendees must scan in in the AM and again in the PM.**

The CE points earned at the ASM (6 points per day or 3 points per half-day) may be attributed to one of the following QA categories as per the RCDSO QA program:

Category 1: core courses (includes assessment)

Category 2: clinical courses

Category 3: practice management or general attendance at the Exhibits Floor

For example, if you attend a Category 1 (Core) course in the morning and visit the Exhibits Floor in the afternoon, you can claim 3 CE points in Category 1 for the morning session and 3 CE points in Category 3 for the afternoon session.

How is my attendance verified at the ASM?

Scanning is used to verify attendance at the ASM. In order to ensure that attendance records are accurate, we ask dentists to Scan IN to **ALL** sessions they attend. For **Category 1 (Core)** courses, ODA member dentists are required to Scan IN **AND** Scan OUT.

If you do not Scan IN and/or Scan OUT of sessions, there is no other method of verifying your attendance at a session.

Category 1 (Core) courses

For all Core courses at the ASM, dentists are required to do the following:

- **Scan In**
- Complete an **independent assessment** (quiz), print name and ODA membership number
- Hand in the assessment to the session monitor and then **Scan Out** of the session

Category 2 and 3 courses

Dentists are only required to scan into the sessions. For Category 2 and 3 sessions that are full-day continuous, you are required to **Scan In** in the morning and again in the afternoon in order to receive 6 CE per day. Partial credits will not be allocated for attending only a portion of a full-day continuous session.

Exhibits Floor

To obtain credit for visiting the Exhibits Floor for the AM (Thursday, May 5 and Friday, May 6, 9:00 am – 12:00 pm) and PM (Thursday, May 5, and Friday, May 6, 12:01 – 5:30 pm), dentists must **Scan In** at the CE scanning stations located at the back of the Exhibits Floor.

How can I obtain a copy of my attendance record?

Your *CE Certificate of Attendance* record will be emailed to you **after** the conference. It is the responsibility of each member dentist to maintain his or her own continuing education records and report their CE activity to the RCDSO.

CE for the Dental Team

Dental Assistants, Office Personnel

ODAA member dental assistants/office personnel can earn 5 CE points per day to a maximum of 8 CE credits. ODAA members are asked to sign in at the ODAA booth 211 and 213 on **Thursday, May 5 from 9:00 am to 6:00 pm and Friday, May 6, from 9:00 am to 5:30 pm** and at the Customer Services Desk in the Registration Area on the Level 600 on **Saturday, May 7 from 7:00 am to 3:00 pm** to ensure you receive CE credits.

Dental Hygienists

Since the College of Dental Hygienists of Ontario (CDHO) modified the Quality Assurance Program and the professional portfolio, supporting documentation for your learning at the ASM could include, but is not limited to, your name badge and the Final Guide, which includes the speakers' biographies and session descriptors.

Dental Students

Dental students and dentists not registered with the Royal College of Dental Surgeons of Ontario (RCDSO), cannot claim CE points for any continuing education completed before their date of registration with the RCDSO. Their CE requirements and CE cycle start from the date of registration as a member of the RCDSO.

Academy of General Dentistry (AGD)

The formal continuing education programs of this program provider are accepted by AGD for Fellowship/Mastership credit. The current term of acceptance extends from 05/01/2015 through 06/30/2018. Provider ID# 214575

The attendance verification for the course can be sent to membership@agd.org by the AGD member to get the points from AGD.



Ontario Dental Association is an ADA CERP Recognized Provider

ADA CERP is a service of the Ontario Dental Association to assist dental professionals in identifying quality providers of continuing education. ADA CERP does not approve or endorse individual courses or instructors, nor does it imply acceptance of credit hours by boards of dentistry.

Concerns or complaints about a CE provider may be directed to the provider or the ADA CERP at www.ada.org/cerp

CE for Out-of-Province Dentists

Out-of-province dentists are asked to verify their CE requirements with their respective provincial regulatory authority and to submit their own attendance report to their provincial authority.

Your *CE Certificate of Attendance* record will be emailed to you after the conference. In order to ensure your attendance is captured, please scan your badge into every session you attend, as well as at the CE scanning stations located at the back of the Exhibits Floor.

ODA's Live Learning Centre

Your Post-Conference Destination for Continuing Education

Why struggle with session selection at the ASM? Don't miss out on those key points from some of your favourite speakers. The ODA Live Learning Centre is your post-conference destination that provides you with access to many of the conference sessions recorded live during the ASM. Learn at your own pace. The Live Learning Centre allows you to access sessions anytime, anywhere, on a 24/7 basis long after the conference ends.

Speaker Handouts

In our ongoing effort to reduce waste, and with the support of the ASM speakers, the ODA continues its commitment to "green" at ASM16. Speakers provide us with permission to post their handouts on the ASM website. The handouts will be available for download in April 2016 until July 31, 2016.

Please note, not all speakers provide handouts.

Best Value Package for ODA Members 2015 PRICING HELD OVER FOR 2016!

A Popular Way for Attendees to Gather Additional CE Points After the ASM

Once again for ASM16, the ODA will be presenting the Best Value Package at 2015 pricing.

For a \$90 fee, included with your advance registration fee, you will be able to enhance your conference learning and gather additional CE points with access to hundreds of hours of audio sessions recorded live during the ASM and synchronized to the presenters' PowerPoint slides and downloadable MP3s. By selecting the Best Value Package, you will experience more sessions than you thought possible. Be sure to keep track of the date and title of the session and receive 1 CE point for each session.

If you miss the advance registration date, audio recordings are available for purchase on-site for a fee of \$199. Visit the Multiview Inc. desk on-site in the Registration Area on the Level 600 .

Please note that not all speakers provide permission to record their session.

Please note that not all speakers agree to be recorded.

Thank You to Our Sponsors

PLATINUM



GOLD



SILVER



ADVERTISING SPONSORS



EDUCATION SPONSORS

Follow us on



www.twitter.com/ODA_ASM | Like us on



www.facebook.com/ODA.ASM

Daily Speaker Schedule

Thursday, May 5

Sessions are 2.5 Hours

C = Continued in Afternoon Session **T** = Ticketed Event for Dentists Only
R = Repeated from Morning Session **E** = Ticketed Event Open to Everyone

MORNING SESSIONS

Session Code	Presenter	Track	Time	CE Category	Capacity	Page #
T-100	Arden	Opening Keynote	8:00 am			30
T-101	Droter	Occlusion/TMJ	10:00 am	Category 2		30
T-103	Wiseman	Geriatric/Oral Medicine & Pathology	10:00 am	Category 1 (Core)	200	31
T-105	Borris	Oral Surgery	10:00 am	TBC	Dentist Only/200	31
T-107	Hewlett	Restorative Dentistry/Esthetics	9:30 am	Category 2		32
T-109	Donley	Personal Development	9:30 am	Category 2		32
T-110	Quiñonez	Ethics	10:00 am C 2:30 pm	Category 1 (Core)	Dentist Only/113	33
T-111	Philp/Flanagan	Practice Management	9:30 am C 2:00 pm	Category 3		33
T-112	Furuyama	Orthodontics	9:30 am C 2:00 pm	Category 2		33
T-114	Selby/Saunders	Oral Medicine & Pathology	10:00 am C 2:30 pm	Category 1 (Core)	185	34
T-115	Lam	Oral Surgery	9:30 am	TBC	Dentist Only/130	34
T-117	Ruddle	Endodontics	9:30 am	Category 2		34
T-118	Freund	Oral Medicine & Pathology	9:30 am	Category 2		35
T-120	Banks/Harte	Jurisprudence	9:30 am R 2:00 pm	TBC	135	36
T-121	Bauer	Photography	10:00 am	Category 2		36
T-123	MacPherson	Dental Hygiene	9:30 am	Category 3		36
T-125	Glazer/Lenkinski	Ethics & Jurisprudence	10:00 am R 2:30 pm	Category 1 (Core)	Dentist Only/170	37
T-126	Heggie/Lachappelle/Gregoris	Ethics & Jurisprudence	9:30 am	Category 1 (Core)	Dentist Only/270	37
T-128	Malamed	Anesthesia	9:30 am	Category 1 (Core)	Dentist Only/650	38
T-130	Kay Mausolf	Practice Management	9:30 am	Category 3		38
T-132	Kirsch	Practice Management	9:30 am	Category 3		39
T-134	Fazio	Pharmacology	9:30 am	TBC	315	40
T-136	Lambert	Restorative Dentistry	9:30 am	Category 2		40
T-138	Sharifi	Prosthodontics	9:30 am	Category 2		41
T-139	Haik/Beeson/Bry/Cugno	Personal Development/Financial Services	10:00 am	Category 3		41
T-140	Laudenbach	Oral Medicine & Pathology	10:00 am R 2:30 pm	Category 1 (Core)	Dentist Only/135	41
T-141	Padwa	Pediatrics	10:00 am	TBC	Dentist Only/180	41
T-143	Savage	Practice Management	10:00 am C 2:30 pm	Category 3		42
T-144	Jameson	Practice Management	9:30 am	Category 3		42

Sessions are 2.5 Hours

C = Continued in Afternoon Session **T** = Ticketed Event for Dentists Only
R = Repeated from Morning Session **E** = Ticketed Event Open to Everyone

Daily Speaker Schedule

Thursday, May 5

AFTERNOON SESSIONS

Session Code	Presenter	Track	Time	CE Category	Capacity	Page #
T-102	Droter	Oral Surgery	2:30 pm	Category 2		30
T-104	Wiseman	Geriatric/Oral Medicine & Pathology	2:30 pm	Category 1 (Core)	200	31
T-106	Borris	Oral Surgery	2:30 pm	TBC	Dentist Only/200	31
T-108	Hewlett	Restorative Dentistry/Esthetics, Cosmetics	2:00 pm	TBC	Dentist Only/400	32
T-109	Donley	Personal Development	R 2:00 pm	Category 2		32
T-110	Quiñonez	Ethics	C 2:30 pm	Category 1 (Core)	Dentist Only/113	33
T-111	Philp/Flanagan	Practice Management	C 2:00 pm	Category 3		33
T-113	Furuyama	Radiology	2:30 pm	Category 2	Dentists Only/75	33
T-114	Selby/Saunders	Oral Medicine & Pathology	C 2:30 pm	Category 1 (Core)	185	34
T-116	Abbaszadeh/Abbott	Oral Surgery	2:00 pm	Category 2		34
T-117	Ruddle	Endodontics	C 2:00 pm	Category 2		34
T-119	Freund	Oral Medicine & Pathology	2:00 pm	TBC	Dentist Only/170	35
T-120	Banks/Harte	Jurisprudence	R 2:00 pm	TBC	135	36
T-122	Bauer	Photography	2:30 pm	Category 2	Workshop/20	36
T-124	MacPherson	Dental Hygiene	2:30 pm	Category 3		37
T-125	Glazer/Lenkinski	Ethics & Jurisprudence	R 2:30 pm	Category 1 (Core)	Dentist Only/170	37
T-127	Redmond	Practice Management	2:00 pm	Category 1 (Core)	270	37
T-129	Malamed	Anesthesiology/Medical Emergencies	2:00 pm	Category 1 (Core)	Dentist Only/650	38
T-131	Kay Mausolf	Practice Management	2:00 pm	Category 3		38
T-133	Kirsch	Practice Management	2:00 pm	Category 3		39
T-135	Fazio	Periodontics	2:00 pm	Category 2		40
T-137	Lambert	Restorative Dentistry	2:00 pm	Category 2		40
T-138	Sharifi	Prosthodontics	C 2:00 pm	Category 2		41
T-140	Laudenbach	Oral Medicine & Pathology	R 2:00 pm	Category 1 (Core)	Dentist Only/135	41
T-142	Padwa	Oral Surgery	2:30 pm	Category 2		42
T-143	Savage	Practice Management	C 2:30 pm	Category 3		42
T-145	Jameson	Practice Management	2:00 pm	Category 3		42

Daily Speaker Schedule

Friday, May 6

Sessions are 2.5 Hours

C = Continued in Afternoon Session **■** = Ticketed Event for Dentists Only
R = Repeated from Morning Session **■** = Ticketed Event Open to Everyone

MORNING SESSIONS

Session Code	Presenter	Track	Time	CE Category	Capacity	Page #
F-200	Pasternak	Keynote	8:00 am			43
F-201	Davis	Dental Hygiene	10:00 am R 2:30 pm	Category 3		43
F-202	Gerba	Dental Hygiene	10:00 am	Category 2		43
F-204	Droter	TMJ/Radiology	10:00 am	Category 2		44
F-206	Serio	Periodontics/Implantology	9:30 am C 2:00 pm	Category 1 (Core)	400	44
F-207	Freund	Oral Medicine & Pathology	9:30 am	Category 2		45
F-209	Donley	Periodontics	10:00 am	Category 2	Workshop/36	45
F-210	Kerr	Practice Management	10:00 am C 2:30 pm	Category 3		46
F-211	Selby/Saunders/Perley	Oral Medicine & Pathology	10:00 am C 2:30 pm	Category 1 (Core)	170	46
F-212	Sharifi	Prosthodontics	9:30 am	Category 2		47
F-215	Hooper	Restorative Dentistry & Esthetics	9:30 am C 2:00 pm	Category 2		47
F-216	Cardoza	Forensics	9:30 am	Category 2	170	48
F-218	Erwood	Oral Surgery	10:00 am	Category 2		48
F-221	Harris	Practice Management	9:30 am R 2:00 pm	Category 3	Dentist Only/135	49
F-222	Lichon	General Dentistry	10:00 am C 2:30 pm	Category 2		49
F-223	Sutherland/Makhoul/ Patrick/Morris	Pharmacology	9:30 am R 2:00 pm	TBC	Dentist Only/170	49
F-224	Nanne	Dental Hygiene	10:00 am	Category 3		50
F-226	Cwiklinski	Implantology	10:00 am	Category 2		50
F-228	Fazio	Pharmacology	10:00 am	TBC	650	51
F-230	Steinberg	Personal Development/ Wellness	10:00 am	Category 3		52
F-232	Clemes	Health & Safety	10:00 am C 2:30 pm	Category 1 (Core)	330	52
F-233	Wakefield	Restorative Dentistry	9:30 am	Category 2		52
F-236	MacPherson	Dental Hygiene	9:30 am	Category 3		53
F-239	David	Oral Surgery	10:00 am C 2:30 pm	Category 2		54
F-240	Psaltis	Pediatrics	9:30 am	Category 2		54
F-242	Dillon	Personal Development/Wellness	10:00 am	Category 3		54
F-244	Savage	Practice Management	10:00 am C 2:30 pm	Category 3		55
FS-400	Lin	Implantology	9:30 am C 2:00 pm	Category 2	Dentist Only/Lecture/ Workshop/50	55

Sessions are 2.5 Hours

C = Continued in Afternoon Session **■** = Ticketed Event for Dentists Only
R = Repeated from Morning Session **■** = Ticketed Event Open to Everyone

Daily Speaker Schedule

Friday, May 6

AFTERNOON SESSIONS

Session Code	Presenter	Track	Time	CE Category	Capacity	Page #
F-201	Davis	Dental Hygiene	R 2:30 pm	Category 3		43
F-203	Gerba	Dental Hygiene	2:30 pm	Category 2		44
F-205	Droter	Occlusion/TMD	2:30 pm	Category 2		44
F-206	Serio	Periodontics/Implantology	C 2:00 pm	Category 1 (Core)	400	44
F-208	Freund	Oral Medicine & Pathology	2:00 pm	TBC	Dentist Only/170	45
F-210	Kerr	Practice Management	C 2:30 pm	Category 3		46
F-211	Selby/Saunders/Perley	Oral Medicine & Pathology	C 2:30 pm	Category 1 (Core)	170	46
F-213	Sharifi	Prosthodontics	2:00 pm	Category 2	Workshop/30	47
F-214	Murrell	Orthodontics	2:00 pm	Category 2		47
F-215	Hooper	Restorative Dentistry	C 2:00 pm	Category 2		47
F-217	Cardoza	Laser Dentistry	2:00 pm	Category 2		48
F-219	Erwood	Oral Surgery	2:30 pm	Category 2	Dentist Only/Workshop/30	48
F-220	McDermott	WHMIS/Health & Safety	2:30 pm	Category 1 (Core)	Workshop/75	49
F-221	Harris	Practice Management	R 2:00 pm	Category 3	Dentist Only/135	49
F-222	Lichon	General Dentistry	C 2:30 pm	Category 2		49
F-223	Sutherland/Makhoul/Patrick/Morris	Pharmacology	R 2:00 pm	TBC	Dentist Only/170	49
F-225	Nanne	Dental Hygiene	2:30 pm	Category 3		50
F-227	Cwiklinski	Implantology	2:30 pm	Category 2		50
F-229	Fazio	Pharmacology	2:30 pm	TBC	Dentist Only/650	51
F-231	Steinberg	Personal Development/Wellness	2:30 pm	Category 2		52
F-232	Clemes	Health & Safety	C 2:30 pm	Category 1 (Core)	330	52
F-234	Wakefield	Restorative Dentistry	2:00 pm	Category 2	Dentist Only/Workshop/30	53
F-235	Gardner/Anderson/Goldberg	Dental Record Keeping	2:00 pm	Category 1 (Core)	Dentist Only/315	53
F-237	MacPherson	Dental Hygiene	2:00 pm	Category 3	Workshop/20	53
F-239	David	Oral Surgery	C 2:30 pm	Category 2		54
F-241	Psaltis	Pediatrics	2:00 pm	Category 2		54
F-243	Dillion	Personal Development/Wellness	2:30 pm	Category 3		55
F-244	Savage	Practice Management	C 2:30 pm	Category 3		55
FS-400	Lin	Implantology	C 2:00 pm	Category 2	Dentist Only/Lecture/Workshop/50	55

Daily Speaker Schedule

Saturday, May 7

Sessions are 2.5 Hours

C = Continued in Afternoon Session **T** = Ticketed Event for Dentists Only
R = Repeated from Morning Session **Y** = Ticketed Event Open to Everyone

MORNING SESSIONS

Session Code	Presenter	Track	Time	CE Category	Capacity	Page #
S-300	Sangrik	General Dentistry	8:30 am C 12:30 pm	Category 2	Lecture/Workshop/100	56
S-301	Calvert	Personal Development/Wellness	8:30 am	Category 3		56
S-303	McNulty/Rosenthal/Chong/Henderson/Dolansky	Practice Management	8:30 am C 12:30 pm	Category 3		57
S-304	Abi Nadar	Dental Materials & Techniques/Prosthodontics	8:30 am C 12:30 pm	Category 2	Dentist Only/Lecture/Workshop/20	57
S-305	Cardoza	Laser Dentistry	8:30 am R 12:30 pm	Category 2	Dentist Only/Workshop/30	58
S-306	Hooper	Restorative Dentistry	8:30 am	Category 2		58
S-308	Adams	General Dentistry	8:30 am C 12:30 pm	Category 2		58
S-309	Christensen	Practice Management	8:30 am R 12:30 pm	Category 2		59
S-310	Sharifi	Prosthodontics	8:30 am	Category 2		59
S-312	Dragonetti/Selby	Oral Medicine & Pathology	8:30 am C 12:30 pm	Category 1 (Core)	Dentist Only/Workshop/110	59
S-313	Eckler	Practice Management	8:30 am R 12:30 am	Category 3		60
S-314	Sanovic	Orthodontics	8:30 am C 12:30 pm	Category 2		60
S-315	Ryder	Periodontics	8:30 am	Category 2		60
S-317	Haas	Endodontics	8:30 am	Category 2		61
S-320	Heymann	Restorative Dentistry	8:30 am	Category 2		62
S-322	Madow Brothers	Practice Management	8:30 am C 12:30 pm	Category 3		62
S-323	Odiatu	Personal Development/Wellness	8:30 am	Category 3		63
S-325	Clark	Endodontics	8:30 am	Category 2		63
S-327	Psutka	Oral Medicine & Pathology	8:30 am R 12:30 pm	Category 2		64
S-328	Goodman	CPR	8:30 am R 12:30 pm	Category 2	Workshop/80	64
S-330	Karateew	Restorative Dentistry	8:30 am	Category 2		64
FS-400	Lin	Implantology	8:30 am C 12:30 pm	Category 2	Dentist Only/Lecture/Workshop/50	55

AFTERNOON SESSIONS

Session Code	Presenter	Track	Time	CE Category	Capacity	Page #
S-300	Sangrik	General Dentistry	C 12:30 pm	Category 2	Lecture/Workshop/100	56
S-302	Calvert	Personal Development/Wellness	12:30 pm	Category 3		56
S-303	McNulty/Rosenthal/Chong/Henderson/Dolansky	Practice Management	C 12:30 pm	Category 3		57
S-304	Abi Nadar	Dental Materials & Techniques/Prosthodontics	C 12:30 pm	Category 2	Dentist Only/Lecture/Workshop/20	57
S-305	Cardoza	Laser Dentistry	R 12:30 pm	Category 2	Dentist Only/Workshop/30	58
S-307	Hooper	Restorative Dentistry	12:30 pm	Category 2		58
S-308	Adams	General Dentistry	C 12:30 pm	Category 2		58
S-309	Christensen	Practice Management	R 12:30 pm	Category 2		59
S-311	Sharifi	Prosthodontics	12:30 pm	Category 2	Dentist Only/Workshop/30	59
S-312	Dragonetti/Selby	Oral Medicine & Pathology	C 12:30 pm	Category 1 (Core)	Dentist Only/Workshop/110	59
S-313	Eckler	Practice Management	R 12:30 pm	Category 3		60
S-314	Sanovic	Orthodontics	C 12:30 pm	Category 2		60
S-316	Ryder	Periodontics	12:30 pm	Category 2		60
S-318	Haas	Endodontics	12:30 pm	Category 2	Dentist Only/Workshop/30	61
S-319	D'Souza/Bhide	Implantology	12:30 pm	Category 2		61
S-321	Heymann	Restorative Dentistry	12:30 pm	Category 2		62
S-322	Madow Brothers	Practice Management	C 12:30 pm	Category 3		62
S-324	Odiatu	Personal Development/Wellness	12:30 pm	Category 3		63
S-326	Clark	Endodontics	12:30 pm	Category 2		63
S-327	Psutka	Oral Medicine & Pathology	R 12:30 pm	Category 2		64
S-328	Goodman	CPR	R 12:30 pm	Category 2	Workshop/80	64
S-331	Karateew	Restorative Dentistry	12:30 pm	Category 2		64
FS-400	Lin	Implantology	C 12:30 pm	Category 2	Dentist Only/Lecture/Workshop/50	55

Category 1 (Core) Courses Schedule

Ticketed Fee Courses

Sessions are 2.5 Hours

C = Continued
R = Repeated
DO = Dentist Only

ASM16 offers a diverse roster of Category 1 (Core) courses.

All Category 1 (Core) courses are ticketed with a \$20 fee per course.

These courses tend to fill up quickly. Please register early to avoid disappointment.

Thursday May 5, 2016

CODE #	PRESENTER	TITLE	TIME	CAPACITY	AUDIENCE	PAGE
T-103	Wiseman	Geriatric Medicine for the Dental Team	10:00 am	200		31
T-104	Wiseman	Geriatric Dentistry for the Dental Team	2:30 pm	200		31
T-105	Borris	What Should I Do? I Hate Bugs! The Management of Odontogenic Infections in Dental Practice	10:00 am	200	DO/TBC	31
T-106	Borris	Now Look at the Fine Mess I've Gotten Myself Into: The Identification & Management of Oral Surgery	2:30 pm	200	DO/TBC	31
T-108	Hewlett	Healing Dental Caries: The Minimal Intervention Approach	2:00 pm	400	DO/TBC	32
T-110	Quiñonez	Major Public Policy Issues in Dentistry: Why Do They Matter to You	10:00 am C 2:30 pm	113	DO	33
T-114	Selby/Saunders	Essential Strategies for Tobacco Cessation in Dental Practice: Setting The Stage	10:00 am C 2:30 pm	185		34
T-115	Lam	Dentoalveolar Surgery: Reducing Risks and Managing Complications	9:30 am	130	DO/TBC	34
T-119	Freund	De-Mystifying Orofacial Pain for the General Practitioner	2:00 pm	170	DO/TBC	35
T-120	Banks/Harte	Child Abuse and the Dental Practitioner	9:30 am R 2:00 pm	135	TBC	36
T-125	Glazer/Lenkinski	Adverse Outcomes	10:00 am R 2:30 pm	170	DO	37
T-126	Heggie/Lachapelle/Gregoris	Communication Breakdown	9:30 am	270	DO	37
T-127	Redmond	The ODA Suggested Fee Guide And Dental Plans: Best Practices	2:00 pm	270		37
T-128	Malamed	Update on Local Anesthesia	9:30 am	650	DO	38
T-129	Malamed	Emergency Medicine – Cardiac Emergencies and Sudden Cardiac Arrest	2:00 pm	650		38
T-134	Fazio	Antibiotics in Dentistry	9:30 am	315	DO/TBC	40
T-140	Laudenbach	Update in Oral Lesion Assessment And Cancer Screening	10:00 am R 2:30 pm	135	DO	41
T-141	Padwa	Pediatric Facial Fractures	10:00 am	180	DO/TBC	41

Friday May 6, 2016

F-206	Serio	Risk Factors, Antibiotics, Maintenance, Perio Implantitis – A little Bit of Everything in non-Surgical Therapy	9:30 am C 2:00 pm	400		44
F-208	Freund	The Medically Risky Patient: How to Identify and What to Do When Things Go South	2:00 pm	400	DO/TBC	45
F-211	Selby/Saunders/Perley	Essential Strategies for Tobacco Cessation in Dental Practice: Pharmacotherapy for Tobacco Dependence Treatment	10:00 am C 2:30 pm	170		46
F-220	McDermott	WHMIS Program: A Guide for Dental Practices	2:30 pm	135		49
F-223	Sutherland/Makhoul/Patrick/Morris	Why Dentists Should Be Concerned About the Antimicrobial Resistance Crisis and What Can We Do About It	9:30 am R 2:00 pm	170	DO/TBC	49
F-228	Fazio	Antibiotics in Dentistry	10:00 am	650	DO/TBC	51
F-229	Fazio	Medicine, Dentistry and Drugs	2:30 pm	650	DO/TBC	51
F-232	Clemes	CSI – Compliance, Safety and Inspections, Can Your Practice Survive?	10:00 am C 2:30 pm	315		52
F-235	Gardner/Anderson/Goldberg	Dental Record Keeping: Back to Basics	2:00 pm	230	DO	53

Saturday May 7, 2016

S-312	Dragonetti/Selby	Essential Strategies for Tobacco Cessation in Dental Practice: Motivational Interviewing	8:30 am C 12:30 pm	110	DO	59
-------	------------------	--	--------------------	-----	----	----

Information on the Daily Schedules and Category 1 (Core) Course Listings is current as of the time of printing.

Speaker Biographies



Keyvan Abbaszadeh, DMD, FRCD(C)

Dr. Keyvan Abbaszadeh obtained his doctor of dental medicine degree from Tufts University School of Dental Medicine in 1994. His post-graduate education included internship at the Brigham and Women's Hospital in Boston, Mass., followed by completing a residency in oral and maxillofacial surgery at the University of Illinois at Chicago in 1999. He has been in private practice in London, Ont., since then. Keyvan is a Fellow of, and an Examiner for, the Royal College of Dentists of Canada. He is also a Diplomate of the American Board of Oral and Maxillofacial Surgery.



William Abbott, DDS, FRCD(C)

Dr. William Abbott obtained his DDS from the University of Toronto in 1976. His post-graduate education included internship in London, Ont., followed by residency in oral and maxillofacial surgery in Chicago, Ill. He has been in private practice at Interface Centre in London, Ont., since 1980. He is a Fellow of the Royal College of Dentists of Canada and a past examiner for the College. He is also a Diplomate of the American Board of Oral and Maxillofacial Surgery. Dr. Abbott is a past president of the Canadian Association of Oral and Maxillofacial Surgeons, and the London and District Dental Society.



Samer Abi Nader, DMD, BSc, MSc, FRCD(C)

Dr. Samer Abi Nader attended McGill University where he earned a degree in physiology before completing his dental degree at the Université de Montréal in 2000. After a one-year multidisciplinary residency program at the Jewish General Hospital, he completed his training in prosthodontics at the University of Montreal. Dr. Abi Nader is currently an associate professor and the director of the division of restorative dentistry at McGill University. In addition to his academic position, he holds a part-time practice in the downtown Montreal area and in Moncton, N.B.



Damon C. Adams, DDS

Dr. Damon C. Adams, a graduate of the University of Michigan School of Dentistry, is an assistant clinical professor at the University of Toledo, College of Medicine. He is editor-in-chief of a leading clinical and professional news journal *Dentistry Today*. He lectures internationally, focusing on practical scientific updates in dental materials, the latest trends and innovations in dentistry, doctor-technician relationships and techno-clinical perspectives.



Greg Anderson, DDS

Dr. Greg Anderson received his DDS from the University of Toronto in 1986. He practised in Sault Ste. Marie, Ont., for more than 20 years before returning to the Toronto area in 2007. In addition to associating in private practice, he became a part-time clinical instructor at the faculty of dentistry, University of Toronto and in 2011, he was appointed assistant professor of restorative dentistry. He later served as the interim director of clinics. He joined the full-time staff of the college in 2012 as the practice enhancement consultant and continues to hold a part-time faculty position at the rank of lecturer in the comprehensive care program.



Peter Banks, BS, Justice

Peter Banks is the former director of training and outreach at the National Center For Missing & Exploited Children (NCMEC) in Alexandria, VA. Prior to his 20-year career with NCMEC, he served 23 years with the Metropolitan Police Department and concluded his career as the supervisor of the Child Abuse Unit.



Rita Bauer, Professional Photographer

Rita Bauer is a professional photographer, specializing in medical photography. During her 30 years as a medical photographer at the faculty of dentistry, University of Toronto, she has presented more than 700 lectures and workshops and trained thousands of dental professionals around the world. She has become recognized as a leading authority on dental photography.



Richard Beeson, Senior Vice-President

Richard Beeson is a wholesaler at Capital Group covering Toronto and other areas in Canada. He has 25 years of investment industry experience and has been with Capital Group for 11 years. Prior to joining Capital, he was a regional vice president at AGF Funds Inc. Before that, he was a director, marketing, and a regional sales manager for Global Strategy Financial Inc.



Vinay Bhide, BASc(Hons), DDS, MSc(Perio), FRCD(C)

Dr. Vinay Bhide is a board-certified specialist in periodontics who practices the full scope of periodontics and surgical implantology. He has a keen interest in oral reconstructive surgical therapies. Dr. Bhide is extensively involved in undergraduate and graduate level teaching in the faculty of dentistry, University of Toronto. He has lectured locally and internationally.



Thomas Borris, DDS

Dr. Thomas Borris is the chief of oral and maxillofacial surgery at the Eastern Colorado Veterans' Administration Hospital in Denver, Colo. He received his OMS certificate at Madigan Army Medical Center, Tacoma, Wash., in 1997 and was board certified in 1999. He is also on staff at the Children's Hospital Colorado where he provides training to pediatric dental residents training in pediatric oral surgery.



Jean-Philippe Bry, Vice-President

Jean-Philippe Bry began his career in the investment industry in 1989. Before he joined Signature, he was an international portfolio manager with McLean Budden, a global portfolio manager with Amundi Asset Management in London, England, and global financial portfolio manager with Amundi Asset Management in Paris. Prior to working in the asset management industry, Mr. Bry worked for RBC Capital markets as director of institutional sales in Europe.



C.J. Calvert, Author

C.J. Calvert is the author of *Living an Exceptional Life* and president of CalvertTraining, the motivational arm of Morneau Shepell. C.J. has spoken before hundreds of corporate and leadership audiences over the past decade, including the ODA, Royal Bank, Microsoft, IBM and Ford. Because of his expertise, he has been a featured guest on *Breakfast Television*.

Speaker Biographies



Anthony Cardoza, DDS, DABFO

Dr. Anthony "Rick" Cardoza is a forensic dental consultant for the County of San Diego Office of the Medical Examiner, County of Imperial Office of the Coroner, State of California Department of Justice and is the director of the California Dental Identification Team (CalDIT). Dr. Cardoza is a Fellow of the American Academy of Forensic Sciences and is a Diplomate of the American Board of Forensic Odontology.



David Chong Yen, CPA, CA, CFP

David Chong Yen advises dentists on tax and financial planning, valuations and accounting. For more than 30 years, he has been the dentists' financial quarterback and has served more than a thousand dentists/families. David obtained his chartered accountant designation in 1983 and is a tax specialist as well as a certified financial planner. David was co-author of the ODA's *Dentist's Tax and Financial Guide*, which was released in May 2015.



Rella Christensen, PhD

Dr. Rella Christensen leads TRAC Research, the human studies section of the non-profit Clinicians Report Foundation, formerly CRA, which she co-founded and directed for 27 years. She has a bachelor of science in dental hygiene (University of Southern California), a PhD in physiology emphasizing in microbiology (Brigham Young University), and post-graduate training in anaerobic microbiology (Virginia Polytechnic Institute and State University). Rella has authored numerous research reports and spoken internationally for over 30 years.



David Clark, DDS

Dr. David Clark is on the cutting edge of modern dentistry. He founded the Academy of Microscope Enhanced Dentistry, is a course director at the Newport Coast Oral Facial Institute, regularly teaches various courses and is on the editorial board for several journals. Dr. Clark conducts studies on a variety of subjects, publishes articles and develops new techniques and materials to better access, shape and restore teeth.



Blake Clemes, BA, DDS

Dr. Blake Clemes graduated dentistry from the University of Western Ontario, completing a hospital residency in 1984, and has a general dentistry private practice. He is a certified WSIB health and safety representative. He is an ODA past president and has received the ODA Service Award, the Western Dentist Alumni of Distinction and has received fellowships in the Pierre Fauchard Academy, the Academy of Dentistry International, the American College of Dentists and the International College of Dentists.



Terri Cugno, CFA, MBA, BSc

Terri Cugno is an institutional portfolio manager specializing in fixed income portfolios. Terri joined PH&N IM in 2014 after spending the previous three years at a large global investment management firm where she had direct responsibility for servicing Canadian institutional clients with a bias to fixed income solutions.



Michael Cwiklinski, DMD, MSEd

Dr. Michael Cwiklinski is a graduate of the University of Pennsylvania and Tufts University. He is a Diplomate of the American Board of Periodontology, maintains a private practice in periodontics and implantology in Portland, Me., and is an adjunct faculty member at the Veterans Administration Medical Center in Togus, Me.



Lesley David, DDS, DipOMFS, FRDC

Dr. Lesley David is an oral and maxillofacial surgeon practising in Toronto, Ont. She obtained her dental degree from McGill University. After a year of hospital internship and a year of general dental practice, she pursued oral and maxillofacial surgery at the University of Toronto. She is a Fellow and past examiner of the Royal College of Dentists of Canada and a clinical instructor at the University of Toronto, department of oral and maxillofacial surgery. She is on staff at Mt. Sinai Hospital, Credit Valley Hospital and the Trillium Hospital.



Karen Davis, RDH

Karen Davis has practised on the cutting edge of the dental profession for more than 30 years, and inspires audiences internationally to do the same. She is founder of Cutting Edge Concepts®, and holds a bachelor of science in dental hygiene from Midwestern State University. Karen is considered a key opinion leader to many corporations, is an accomplished author, and is recognized as a top clinician in continuing education in *Dentistry Today*.



Joe Dillon, Author

Joe Dillon is a world-class speaker and published author with an impressive list of clients from the corporate world, universities, the United States Marine Corps, Olympic coaches, and world-class athletes. In the dental world, he has spoken at major national and international dental meetings, state dental meetings and study clubs, teaching people how to attain state-of-the-art health and fitness. In 2014, Joe was awarded the Vistage Lifetime Achievement Award, honoring him as the highest-rated speaker in Vistage (the largest organization of CEOs in the world) history.



Bernard Dolansky, BA, DDS, MS

Dr. Bernard Dolansky practised endodontics in Ottawa as the founding partner of Associated Endodontists, a large practice that transitioned four partners and five associates. He is past president of the Ottawa Dental Society, ODA, CDA, and the Dentistry Canada Fund. A principal of Tier Three Brokerage, after 16 years and dozens of transitions he assists dentists with transition/retirement planning; evaluations/practice purchase and sale; and associateship/partnership arrangements.



Timothy Donley, DDS, MSD

Dr. Timothy Donley is currently in the private practice of periodontics and implantology in Bowling Green, Ky. After graduating from the University of Notre Dame, Georgetown University School of Dentistry, he practised general dentistry. He then returned to Indiana University where he received his masters degree in periodontics. Dr. Donley is an adjunct professor of periodontics at Western Kentucky University. He is a sought-after international lecturer and is widely published.

Speaker Biographies



Rosa Dragonetti, MSc

Rosa Dragonetti has been with the Centre for Addiction and Mental Health since 1992, working in education and training, conducting research in gambling, alcohol, depression and anxiety. She has worked as a therapist in the Opiate Clinic and in the Nicotine Clinic, and has published articles in the areas of problem gambling, as well as tobacco. She is faculty for the TEACH Project and has delivered numerous trainings across Canada. Rosa is currently the manager of the Nicotine Dependence Clinic and the Tobacco Control Projects, as well as the manager of the Eating Disorders and Addictions Clinic.



John Droter, DDS

Dr. John Droter maintains a private practice diagnosing facial pain in the Washington DC, Baltimore, Annapolis area. He is a visiting faculty member at the LD Pankey Institute in Florida and the Spear Educational Center in Arizona. He lectures nationally and is honored to be included in *Dentistry Today's* top clinicians in dental continuing education. His writings include published articles on TMJ, and a TMJ manual for patients.



Neena D'Souza, DDS, MDS, MSc (Prosthodontics), FRCD(C)

Dr. Neena D'Souza is a board-certified prosthodontist who completed her graduate training in the specialty of prosthodontics at the faculty of dentistry at the University of Toronto. Her practice is focused on complex prosthodontic rehabilitation. She is currently president elect of the Association of Prosthodontists of Ontario, a member of the Association of Prosthodontists of Canada and the Canadian Dental Association, and a Fellow of the Royal College of Dentists of Canada.



Mark Eckler, DDS, Dip. Ortho, MSD

Dr. Mark Eckler has been in an orthodontic specialty group practice for 19 years. He graduated from the University of Western Ontario and received his masters of science and orthodontic diploma from St. Louis University. His thesis concentrated on patient communication, which he and his orthodontic team use daily.



Ian Erwood, BSc, DDS

Dr. Ian Erwood is a graduate of the University of Western Ontario. He is a Fellow of the Academy of General Dentists and the Oral Congress of Implantologists. He lectures internationally on various topics related to dental implantology. Dr. Erwood is in a group practice in Unionville, Ont. and has a focus on dental implant oral rehabilitation.



Robert Fazio, DMD

Dr. Robert Fazio received his DMD from Harvard School of Dental Medicine, with additional fellowships in periodontology and oral medicine. For 35 years he has been associate clinical professor in surgery at Yale Medical School in New Haven, Conn. For eight years, *Dentistry Today* has named Dr. Fazio among the top 100 speakers in continuing education. His most recent book, co-authored with Dr. Leslie Fang, MD, is *The Ultimate Cheat Sheet: The Practical Guide for Dentists, 2015 Edition*.



Graham Flanagan, AIB, FICB, PFP

Graham Flanagan recently retired from a career spanning 44 years in the banking industry. After working for Scotiabank for 29 years, most recently managing the Professional Banking Centre of Scotiabank in Toronto (a centre which serviced more than 3,200 professional students and more than 1,000 professional businesses), he obtained his real estate license and joined Tier Three Brokerage Ltd. as a partner and salesman where he is involved with appraising and selling dental practices. Graham continues to teach the business course at the University of Toronto's faculty of dentistry, where he has taught for the past 10 years.



Brian Freund, DDS, MD, FRCD(C)

Dr. Brian Freund received his medical degree from McMaster University and dental training from the University of Toronto. He practices as an oral and maxillofacial surgeon in the Greater Toronto Area. He is actively engaged in clinical training and research, with extensive publications on the use of botulinum toxins in the head and neck.



Jean Furuyama, DDS

Private, hi-tech practice in NY, NY. Finalist 2013 Invisalign summit case presentation, past president of the American Association of Women Dentists, VP of the American Association for the Study of Orthodontics, past member of the NYS Board of Dentistry, fellow AGD.



Michael Gardner, DDS

Dr. Michael Gardner received his DDS from the University of Toronto in 1986. While maintaining a private practice, he joined the RCDSO staff in 1996 on a part-time basis, serving as an investigator and monitoring officer, and in 1998, he became the College's first professional practice advisor. In 2000, Dr. Gardner left private practice to join the full-time staff of the College, and was soon appointed assistant to the registrar in the complaints, investigations and hearing area of the College. He is currently serving as the College's manager of quality assurance.



Charles Gerba, PhD

Dr. Chuck Gerba is a professor in the departments of environmental health, epidemiology and biostatistics (College of Public Health) at the University of Arizona. He conducts research on the transmission of pathogens in health-care environments. He has been an author of more than 500 articles, including several books on environmental microbiology. He is a Fellow of the American Academy of Microbiology and the American Association for the Advancement of Science.



Bruce Glazer, DDS, BScD, Dip. Pros

Dr. Bruce Glazer graduated from the University of Toronto in 1966. He then attended the same university as a postgraduate student in anesthesia (BScD 1970) studying with Dr. R.S. Locke and returned again studying with Dr. George Zarb (Dip Pros 1989). Dr. Glazer has taught in the disciplines of pharmacology, physiology, anesthesia and prosthodontics at the faculty of dentistry, U of T. He is currently a dentist risk advisor and the communications editor for CDPA.

Speaker Biographies



Helene Goldberg, BA, DDS

Dr. Helene Goldberg received her DDS from Case Western Reserve University School of Dental Medicine in 2000. She practised in many areas of dentistry, including private practice, public health and geriatric dentistry at Baycrest, a long-term care facility. Dr. Goldberg joined the full-time staff of the College in April 2013 as a senior dental consultant in the department of professional conduct and regulatory affairs.



David Goodman, BSc, AEMCA, Paramedic

David Goodman completed his BSc. from the University of Western Ontario and subsequently completed a diploma in paramedicine from Centennial College in Toronto. He worked as a paramedic in Toronto and is the founder of Heaven Can Wait Emergency First Aid Training. He is a published author and respected authority in the areas of dental medical emergencies/first aid and CPR and has had articles published in both *Ontario Dentist* and Aorta (Alpha Omega Dental Fraternity).



Sonia Gregoris, Professional Liability Advisor

Sonia Gregoris obtained her honours bachelor of arts degree in language arts from the University of Toronto in 1982. She worked in the insurance industry as a multiple lines adjuster specializing in bodily injury and continued her education with the Insurance Institute of Ontario. She has since obtained a certificate in alternate dispute resolution from the University of Windsor Law School. She is a professional liability advisor and has been with the Professional Liability Program since 1993.



Manor Haas, DDS, MSc(D), Cert. Endo, FRCD(C)

Dr. Manor Haas is a certified specialist in endodontics and is extensively involved in continuing education to dentists with emphasis on advanced instrumentation, obturation, and the benefits of 3D imaging in endodontics. He is a Fellow of the Royal College of Dentists of Canada and is on staff at the University of Toronto faculty of dentistry and the Hospital for Sick Children.



Ron Haik, MBA, CFP, FMA, FCSI, CIWM, TEP

Ron Haik has more than 20 years experience as a financial planner, stockbroker, and in the areas of both domestic and offshore private banking. He has taught as a professor and has lectured at universities and trade conferences across Canada. He has an MBA with a double-major in finance and financial services, has attained the Certified Financial Planner and Trust and Estate Practitioner designations, is a Fellow of the Canadian Securities Institute and is among a select group of individuals who holds the Certified International Wealth Manager designation.



David Harris, MBA, CPA, CMA, CFE, CFF

David Harris is the world's foremost expert on dental office embezzlement. He is a private investigator and CPA and is the CEO of Prosperident, the world's largest dental embezzlement investigation firm.



David Harte, DMD

Dr. David Harte graduated from Tufts University, B.S., Magna Cum Laude, in 1975 prior to entering Tufts University, School of Dental Medicine. Upon his graduation in 1978 he set up practice in his home town of Milton, Mass., where he practises today. He has published articles in national and international journals, and has made several presentations at national and international meetings on the topic of lost and missing children and has received numerous awards for his tireless efforts with the Comprehensive CHIP (Child Identification Program).



Judi Heggie, DDS

Dr. Judi Heggie obtained her DDS from the University of Toronto with honours in 1987. After graduation she worked as an associate dentist, as a partner in a group practice, and in public health. Dr. Heggie joined the College part-time in 1996. She has been with the Professional Liability Program (PLP) since 1997 and is now PLP's senior dental consultant. In her role, Dr. Heggie reviews claims against dentists and provides opinions on the dental treatment and damages.



Bill Henderson

Bill Henderson is the president of Tier Three Brokerage Ltd., one of Ontario's leading dental practice brokerages. A recognized industry expert in dental practice evaluations and sales, he is a regular presenter for the Ontario Dental Association and many other industry organizations.



Edmond Hewlett, DDS

Dr. Edmond Hewlett is a professor of restorative dentistry and associate dean for outreach and diversity at the UCLA School of Dentistry. He received his DDS degree from the UCLA in 1980, completed a general practice residency at the University of Illinois Medical Center, Chicago, in 1981, and completed postgraduate prosthodontics at UCLA in 2003. He serves as a consultant to the U.S. Food and Drug Administration and consumer advisor for the American Dental Association.



Harald Heymann, DDS, MEd

Dr. Harald Heymann is the Thomas P. Hinman Distinguished Professor of Operative Dentistry at the University of North Carolina School of Dentistry. He is past-president of the American Academy of Esthetic Dentistry, has authored more than 190 scientific publications, given over 1,400 lectures worldwide, is editor-in-chief of the *Journal of Esthetic and Restorative Dentistry*, and has received the Gordon J. Christensen Award for excellence as a CE speaker.



Christopher Hooper, DDS

Dr. Christopher Hooper is a magna cum laude graduate of the Medical College of Virginia School of Dentistry. He also completed an advanced education in general dentistry residency at the University of Missouri at Kansas City School of Dentistry. He is an associate clinical professor at the Medical College of Virginia School of Dentistry and a member of the American Prosthodontic Society, the American Academy of Fixed Prosthodontics, the Academy of General Dentistry, the ADA, and others.

Speaker Biographies



Cathy Jameson, PhD

Dr. Cathy Jameson is the founder and chief visionary officer of Jameson Management, an international dental management, marketing and hygiene coaching firm. The Jameson Method of Management, developed by Cathy, offers proven management and marketing systems for helping organizations improve their workflow and efficiency in a positive, forward-thinking culture.



Dwayne Karateew, DDS

Dr. Dwayne Karateew had maintained a private practice focused on periodontics, prosthodontics and implant dentistry for 19 years in Vancouver, B.C. He is now located in Chicago, Ill., where he is a clinical associate professor in post-graduate periodontics at the University of Illinois at Chicago. His responsibilities include didactic and clinical instruction of the residents, as well as clinical research. His current research projects involve regenerative products and navigational surgery, as well as 3-D anatomy of the maxillo-facial complex.



Wayne Kerr, DDS, MAGD

With 38 years of private practice experience, Dr. Wayne Kerr has been awarded Fellowship in both the American and International Colleges of Dentistry, the Pierre Fauchard Academy, Mastership in the AGD, and been recognized as Dentist of the Year, Small Business Person of the Year, and Citizen and Professional of the Year. Additionally, he helped establish a free clinic for the indigent, and served CRFoundation as a field evaluator for 24 years.



Amy Kirsch, RDH

Amy Kirsch is a nationally known dental practice management speaker and consultant. For more than 20 years, she has provided customized consulting services and training for dentists and their teams on topics including practice analysis, leadership training, scheduling for success, internal marketing, customer service skills, effective communication skills, hiring for success, and new owner success. She is an associate clinical professor at the University of Colorado School of Dental Medicine.



Alan Lachapelle, Senior Professional Liability Advisor

Alan Lachapelle received his legal administration diploma with high honours in 1987. He continued his education with the Insurance Institute of Ontario. He has obtained a certificate in alternate dispute resolution from the University of Windsor Law School and has taken management courses through private educational facilities. He joined the RCDSO and the Professional Liability Program in 1994 and is now a senior professional liability advisor. He regularly speaks to dental groups and graduating students about PLP and risk management.



David Lam, MD, DDS, PhD, FRCD(C), DABOMS

Dr. David Lam is a surgeon-scientist who specializes in the comprehensive surgical management of patients with maxillofacial pathology, pain and trigeminal nerve injury. He is the head and assistant professor in oral and maxillofacial surgery (OMFS) at the University of Toronto, consultant surgeon in dental oncology at the Princess Margaret Cancer Centre, staff clinician with the Wasser Pain Management Centre, and director of the Translational Maxillofacial Pain Research Laboratory at the University of Toronto. At the University of Toronto, Dr. Lam completed his DDS and PhD in the collaborative program in neuroscience and residency in OMFS.



Douglas Lambert, DDS

Dr. Douglas Lambert graduated from the University of Minnesota School of Dentistry. He is a Fellow in the American College of Dentists, Academy for Sports Dentistry, American Society for Dental Aesthetics, a Diplomate of the American Board of Aesthetic Dentistry, and is the team dentist for the Minnesota Lynx of the WNBA. His practice in Edina, Minn., emphasizes cosmetic, comprehensive and sports dentistry.



Joel Laudenbach, DMD

Dr. Joel Laudenbach earned his DMD from the University of Pennsylvania (1998) and completed the general practice residency program at Cedars-Sinai Medical Center (1999). In 2004, Dr. Laudenbach completed residency/fellowship in oral medicine and geriatric dentistry at the University of Pennsylvania. Dr. Laudenbach is a Diplomate of the American Board of Oral Medicine, the president of the Southern California Academy of Oral Pathology, and is appointed at Western University of Health Sciences and Cedars-Sinai Medical Center.



Lionel Lenkinski, DDS, Cert. Endo

Dr. Lionel Lenkinski graduated from the faculty of dentistry at the University of Toronto in 1979 and then completed a GPR at University Hospital in Birmingham, Ala. Endodontic specialty training followed at Boston University. Since he began his endodontic practice in Toronto in 1982, he has been president of West Toronto Dental Society, Ontario Society of Endodontists, Ontario Association of Dental Specialists and Canadian Dental Protective Association. He is a fellow of the Pierre Fauchard Academy, the American College of Dentists and the International College of Dentists. Dr. Lenkinski is a regular consultant on legal proceedings with respect to standard of care issues in endodontics.



James Lichon, RPh, DDS, CLM

Dr. James Lichon lectures nationally. He has degrees in pharmacy, dentistry and a national certification in cholesterol management. He is a member of the American Dental Association, Michigan Dental Association, International Atherosclerosis Society, National Lipid Association, American Pharmacist Association, and the American Heart Association. Dr. Lichon is a heart attack and open-heart surgery survivor who is passionate about helping people live healthier lives. He is also a published author, spinning instructor and master gardener.

Speaker Biographies



Mark H.E. Lin, BSc, DDS, MSc (Prosthodontics), FRCD(C)

Dr. Mark Lin received his dental degree from University of Detroit Mercy. He then completed a one-year general practice residency program at the Miami Valley Hospital in Dayton, Ohio. He practiced general dentistry for 13 years, then returned to complete his postgraduate training in the specialty of prosthodontics at the University of Toronto. He was a former assistant professor at the faculty of dentistry, former co-director of the postgraduate prosthodontic program and former co-director of the implant prosthodontic unit (IPU), discipline of prosthodontics at the University of Toronto. He also serves as an expert consultant for the Royal College of Dental Surgeons of Ontario (RCDSO).



Leah MacPherson, RDH, BS, MHP

Leah MacPherson received an associate degree in dental hygiene at University of New England, an advanced dental hygiene certificate at Forsyth School for Dental Hygienists and a master's degree at Northeastern University in Boston. She is currently a professor at Middlesex Community College. She is also the recipient of the National Teaching and Leadership Excellence award.



David Madow, DDS Richard Madow, DDS

Dr. David Madow and Dr. Richard Madow founded The Madow Brothers to help dentists achieve success and happiness in their practices. Their e-letters, audio series, PostcardBOOM and Powerhouse group are well-known throughout the profession. They are best-known for their live presentations – How To Love Dentistry, Have Fun & Prosper; Rock Your Practice to the Top; and TBSE, a unique two-day annual event which thousands of dental professionals from around the globe have dubbed “the Best Seminar Ever.”



Nicholas Makhoul, DMD, MD, FRCD(C), Dip ABOMS, FACS

Dr. Nicholas Makhoul is an oral and maxillofacial surgeon with sub-specialization in maxillofacial oncology and microvascular reconstructive surgery. He is the chief of dentistry at the McGill University Health Centre and director of the McGill Oral and Maxillofacial Residency Program. His research interests include quality of life outcomes of oral cancer patients and standardization of treatment protocols in efforts to improve quality assurance practices in the surgical treatment of head and neck cancer.



Stanley Malamed, DDS

Dr. Stanley Malamed is a dentist anesthesiologist and emeritus professor of dentistry at the Ostrow School of Dentistry of USC, in Los Angeles, Calif.



Judy Kay Mausolf

Judy Kay Mausolf is a dental practice management coach, speaker and author with expertise in helping others become happier and more successful. She coaches teams on how to grow their practices by becoming better leaders, working more effectively together and delivering service with passion and fun. She is past president of the National Speakers Association (Minnesota Chapter), director of Sponsoring Partners for the Speaking Consulting Network, and a member of the National Speakers Association and Academy of Dental Management Consultants.



Neil McDermott, MSc, CRSP, CIH

Neil McDermott is an occupational hygienist and regional consultant at PSHSA. He has 15 years experience as a health and safety professional specializing in safety and industrial hygiene. He has earned an honour's bachelor of science degree in biology from Queen's University and has also completed an applied master of science degree in occupational health sciences through McGill University. Rounding off his experience and education, he is a Canadian Registered Safety Professional (CRSP) and a Certified Industrial Hygienist (CIH).



Mark McNulty, BA, CFP®, CIM®

Mark McNulty is president of McNulty Group, a firm responsible for managing \$250 million of Ontario dentists' retirement savings. McNulty Group helps professional families transition from a life of successful practice to a stress-free retirement by using a holistic approach of practice and personal retirement planning. Mark is the author of *The Transition Coach 2.0 – A Canadian Dentist's Guide to a Perfect Retirement*, and *The \$6 Million Dentist: Successful Succession in 7 Modules*.



Andrew Morris, MD, SM, FRCP(C)

Dr. Andrew Morris is an infectious diseases physician and associate professor of medicine at the University of Toronto, director of the Mount Sinai Hospital-University Health Network Antimicrobial Stewardship Program, and chair of the Antimicrobial Stewardship and Resistance Committee for the Association of Medical Microbiology and Infectious Diseases Canada.



Frederick Murrell, BSc, DDS, Cert.Ortho, MSc

Dr. Frederick Murrell received his BSc from the University of Alberta and doctor of dental surgery from the University of Toronto. After working in Northern Ontario for one year, Dr. Murrell attended the University of Manitoba where he received his degree in orthodontics as well as a master of science degree. He is a Diplomate of the American Board of Orthodontics.



Shannon Nanne, RDH

As the executive director of the Global Oral Cancer Forum, Shannon Nanne helps promote the changes required for a substantial impact on incidence, morbidity, and mortality of oral cancer worldwide. She graduated from the University of Pittsburgh School of Dental Medicine in 1994 and has authored articles in RDH, JPH, In Focus and Dimensions of Dental Hygiene. She is a key opinion leader for several companies, publications and associations and an ambassador with the Oral Cancer Foundation.

Speaker Biographies



Uche Odiatu, DMD, NSCA-Certified Personal Trainer

Dr. Uche Odiatu is the co-author of two books: *The Miracle of Health* ©2009 and *Fit for the Love of It!* ©2002. He's a NSCA-certified trainer, a certified holistic lifestyle coach and a professional member of the America College of Sports Medicine. He maintains a dental practice in Toronto and has inspired TV/radio audiences and dental conference participants in Canada, the U.S., England, Bahamas, Jamaica and Denmark. www.FitDentist.com



Bonnie Padwa, DMD, MD

Dr. Bonnie Padwa received her DMD from Harvard School of Dental Medicine and her MD from Harvard Medical School. After finishing her oral and maxillofacial surgery training at the Massachusetts General Hospital she completed a craniofacial surgery fellowship at Boston Children's Hospital. Dr. Padwa is an associate professor of oral and maxillofacial surgery at Harvard Medical School and Harvard School of Dental Medicine and oral surgeon-in-chief at Boston Children's Hospital. Dr. Padwa has a special interest in treating patients with cleft and craniofacial deformities and her clinical research is centered around this patient population.



David Patrick, MD, FRCPC, MHSc

Dr. David Patrick is an infectious diseases physician and director of the UBC School of Population and Public Health and medical epidemiology lead for the antibiotic and the Do Bugs Need Drugs? program at the BC Centre for Disease Control.



Michael Perley, MA

Michael Perley joined the Ontario Campaign for Action on Tobacco (OCAT) as campaign director in April 1993. On behalf of the Ontario medical and public health communities, he guided the campaign's efforts to help pass the Ontario Tobacco Control Act, which made tobacco sales to minors illegal and banned sale of tobacco industry products in pharmacies and vending machines. He has led or worked with campaigns in support of smoke-free workplaces and public place by-laws and legislation in Ontario, Saskatchewan, Manitoba, Quebec, and Nova Scotia.



Lisa Philp, RDH

Lisa Philp is the chief visionary officer of Transitions Group North America, a full-service coaching company for dentistry. Her career began in clinical hygiene in the United States and Canada and led to the creation of a periodontal disease management program in which she has coached thousands of dental professionals.



Greg Psaltis, DDS

Dr. Greg Psaltis has been a pediatric dentist for 41 years, the last 35 of which have been in private practice in Olympia, Wash. Recipient of the Gordon Christensen Speaker Award, his unique speaking style reflects both his years of experience and his keen observations, thus making his programs informative and entertaining.



David Psutka, DDS, FRCD(C)

Dr. David Psutka has practised as a specialist in oral and maxillofacial surgery in Mississauga for 31 years. He has presented more than 100 lectures, clinics and publications and has demonstrated surgery across North America and internationally. He is co-founder of the Mount Sinai Hospital Center for Excellence in TMJ Reconstructive Surgery and teaches in the University of Toronto postgraduate residency in oral and maxillofacial surgery.



Carlos Quiñonez, DMD, MSc, PhD, FRCD(C)

Dr. Carlos Quiñonez is a dental public health specialist and researcher. He is an associate professor and program director in dental public health at the faculty of dentistry, University of Toronto. His research centres on the politics and economics of dentistry. He is the editor of *Ontario Dentist*, and is a recognized leader in dentistry nationally and internationally.



Leslie Redmond, RDH

As assistant dental information officer in the practice advisory services department of the Ontario Dental Association, Leslie Redmond provides technical expertise regarding the use of the *ODA's Suggested Fee Guides* to ODA members and their staff. In addition to matters related to procedure codes, she also provides support and direction to members on dental claims adjudication. She brings more than 25 years of experience in both private and community dental practice to the ODA.



David Rosenthal, BA, LLB

David Rosenthal is a senior lawyer whose law practice is devoted to business, corporate and health-care law for dentists. He advises dentists on purchases and sales of dental practices, dental practice and corporate reorganizations, dentistry professional corporations and other corporations, and various material agreements for dentists.



Clifford J. Ruddle, DDS

Dr. Clifford Ruddle is founder and director of Advanced Endodontics. He maintains teaching positions at various dental schools and has authored numerous articles and chapters for leading textbooks. Dr. Ruddle has invented several instruments and devices that are used internationally. He is best known for providing superb education through his lectures, DVDs, and seminars in Santa Barbara, California.



Mark Ryder, DMD

Dr. Mark Ryder is a professor and chair of periodontology and director of the postgraduate program in periodontology at the University of California, San Francisco, where he has been a faculty member for the past 35 years.



Larry J. Sangrik, DDS

Dr. Larry Sangrik is a 1979 graduate of the Ohio State University College of Dentistry. He has written and lectured widely on medical emergency preparedness, dental fear and the use of sedation in dentistry. He has a full-time general practice in Chardon, Ohio.

Speaker Biographies



Serge Sanovic, Hon BSc, BA, BEd, DMD, MDS, Cert Ortho, FRCD(C)
Dr. Serge Sanovic completed his dental and orthodontic training at the University of Connecticut. He has published articles in the Journal of Clinical Orthodontics and Oral Health regarding management of TMD patients. He is currently in private practice and is a part-time faculty member in the department of orthodontics at Columbia University in New York City.



Deborah Saunders, BSc, DMD
Dr. Deborah Saunders is the medical director of the department of dental oncology at Health Sciences North, Northeast Regional Cancer Centre, and is associate professor at the Northern Ontario School of Medicine. She is the medical lead and program director for tobacco intervention services at the North East Cancer Center in Sudbury. She is TEACH/CAMH-certified, as well as a certified tobacco educator.



Rhonda Savage, DDS, CSP
Dr. Rhonda Savage is an internationally known author and lecturer. She is owner of Uptown Dental, a principal owner of Savage Dental Marketing and CEO of Miles Global, an international dental training and consulting firm. She lectures and publishes on women's health issues, leadership and business management. Her understanding of leadership is deep. A dentist in private practice for more than 18 years, she knows the demands of quality patient care, leading a winning team and running a successful business.



Peter Selby, MBBS, CCFP
Dr. Peter Selby is chief of the addictions program and clinician scientist at the Centre for Addiction and Mental Health. He is also a professor in the departments of family and community medicine, psychiatry and public health sciences at the University of Toronto. Dr. Selby is the principal investigator (PI) of the Smoking Treatment for Ontario Patients (STOP) study. Introduced in January 2006, this study is the first of its kind in Canada evaluating the methods and effectiveness of providing nicotine replacement therapy (NRT) to Ontario smokers.



Francis G. Serio, DMD, MS, MBA
Dr. Francis Serio has been involved in clinical periodontics for more than 30 years. He has held various academic positions over the years and is currently in private practice. Dr. Serio has written or co-authored more than 40 scientific articles and four books. The most recent book, the Manual of Clinical Periodontics, is in its 4th edition.



Nader Sharifi, DDS, MS
Dr. Nader Sharifi holds a certificate in prosthodontics and a master's degree in biomaterials from Northwestern University. Dr. Sharifi maintains a full-time private practice of adult general dentistry in Chicago. He has been honored with Fellowships in the American College of Dentists and Membership in the American Academy of Restorative Dentistry.



Barbara J. Steinberg, DDS
Dr. Barbara Steinberg is a clinical professor of surgery at Drexel University College of Medicine, as well as adjunct associate professor of oral medicine at the University of Pennsylvania School of Dental Medicine. She is a Diplomate of the American Board of Oral Medicine and specializes in the treatment of medically complex patients. For the last 13 years, Dr. Steinberg has been named by *Dentistry Today* as one of the top clinicians in continuing education. She has had numerous television appearances, including *Good Morning America*, and has represented the American Dental Association at a congressional briefing on women's oral health issues.



Susan Sutherland, DDS, MSc
Dr. Susan Sutherland is the dentist-in chief at Sunnybrook Health Sciences Centre in Toronto and assistant professor at the University of Toronto. She is the founding president of the Canadian Association of Hospital Dentists. Dr. Sutherland maintains a general practice for the treatment of medically complex patients at Sunnybrook. Her clinical and research interests include knowledge transfer and the use of research evidence in practice, and the relationship between systemic health, oral health and quality of life.



Charles Wakefield, DDS, MAGD, ABGD
Dr. Charles Wakefield attended UCLA School of Dentistry and completed a two-year AEGD residency during his 21-year U.S. Army career. He is board-certified by the Federal Services Board of General Dentistry and the American Board of General Dentistry and is a Fellow of the American and International Colleges of Dentistry. He has directed AEGD programs at Fort Benning, Ga., Fort Hood, Tex., the Medical University of South Carolina and as a tenured professor at Baylor College of Dentistry, 1995-2015. He is an adjunct professor at the Uniformed Services University of the Health Sciences, holds the Surgeon General's "A" Designator and is currently in private practice with his son in Lewisville, Tex.



Michael Wiseman, DDS, M RCS (Edin)
Dr. Michael Wiseman is a 1985 graduate of McGill University, faculty of dentistry. He is a Fellow of the American Association for Geriatric Dentistry, and is a Member of the Royal College of Surgeons (Edinburgh) in Special Needs Dentistry. Dr. Wiseman is a part-time assistant professor at McGill's faculty of dentistry where he lectures on special needs dentistry. He works in both a private practice and at several hospitals.

Thursday, May 5 | 8:00 – 9:00 am | Halls F – Level 800

Opening Ceremonies Keynote Speaker

Featuring

Jann Arden
Canadian Icon

Sponsored
in part by:



Jann Arden can bring a venue full of people to tears through song, only to have them rolling in the aisles moments later with her off-the-cuff comedy. Whether she's performing her music, hosting an event, or telling her deeply personal and affecting stories, Arden's wisdom and wit shine in everything she does.

Arden catapulted onto the Canadian music scene in 1993, with the release of her debut album, *Time and Mercy*. To date, she has released 12 albums, boasts 19 top 10 singles, and has received eight Juno Awards, including "Female Artist of the Year" and "Songwriter of the Year." She has also been recognized with 10 SOCAN Awards, four Western Canadian Music Awards, a Much Music Video Award, three Prairie Music Awards and an Alberta Recording Industry Association Award. And the list goes on – she has been honored with a star on Canada's Walk of Fame and inducted into the Canadian Association of Broadcasters Hall of Fame.

Arden was also the host of *Being Jann* on CBC Radio; she has been a judge on television's *Canada Sings*, and has appeared on CBC TV's *Rick Mercer Report* and in several sitcoms. On stage, she was part of the cast for the Canadian tour of *The Vagina Monologues*. Arden has also authored four books.

Let's See What That Clicking Sound is All About



John Droter, DDS

By learning how to read MRI and CT scans of the temporomandibular joint, you will gain a better understanding of the joint and what makes those mysterious sounds.

Learning Objectives

- Even if you have never done any imaging in your practice, by the end of this lecture, you will be able to distinguish between healthy joints and damaged joints
- You will be able to determine which clicks are dangerous and which are not
- With your enhanced understanding of the TMJ, you will be better-equipped to answer your patient's questions about why their jaw clicks

Session Code: T-101
Time: 10:00 am – 12:30 pm
Type: Lecture
Audience: Dentist; Dental Hygienist; Dental Assistant; Office Personnel; Dental Technologist
RCDSO QA Program: Category 2
Fee: Free

Why Are You Clenching and Grinding Your Teeth?



John Droter, DDS

Many of your patients are damaging their teeth while they sleep. These patients would benefit from bruxing and clenching therapies you can easily offer them.

Learning Objectives:

- What bruxing is, what clenching is
- Bruxing is different than clenching. How to identify each type
- How to choose the correct night appliance specific for each condition

Session Code: T-102
Time: 2:30 – 5:00 pm
Type: Lecture
Audience: Dentist; Dental Hygienist; Dental Assistant; Office Personnel; Dental Technologist
RCDSO QA Program: Category 2
Fee: Free

Geriatric Medicine for the Dental Team



Michael Wiseman, DDS, M RCS (Edin)

This lecture is intended for the dental team who wish to treat senior patients. Geriatric patients are coming to their dentist with increased medical complexities. The dentist must know how these can influence their dental treatment and how their dental treatment will affect their medical conditions. This presentation will highlight frequently encountered disabilities affecting senior patients. Other topics include pharmacology, consent and ethics.

Learning Objectives:

- Cardiac and pulmonary medical conditions and their affect upon dental care
- Forms of dementia: diagnosis, incidence, prevention and their affect upon dental care
- Treating the terminally ill patient

Session Code: T-103
Time: 10:00 am – 12:30 pm
Type: Lecture
Audience: Dentist; Dental Hygienist; Dental Assistant
RCDSO QA Program: Category 1 (Core) Course **Ticketed Event**
Fee: \$20

Geriatric Dentistry for the Dental Team



Michael Wiseman, DDS, M RCS (Edin)

With North America's changing demographics, the senior patient will represent a significant component of dental practices. This course is designed to update the dental team to treat these patients. Medical conditions, dental problems and office design will be highlighted. Emphasis will be placed on both treating the healthy and debilitated senior patient. Issues covered include treatment of root caries, prevention, bisphosphonates, and treating the dying patient. Mobile dentistry as a practice option will be discussed.

Learning Objectives:

- Office design and marketing a senior-friendly office
- Dental treatment for patients with dementia
- Restorative options and prevention of caries

Session Code: T-104
Time: 2:30 – 5:00 pm
Type: Lecture
Audience: Dentist; Dental Hygienist; Dental Assistant
RCDSO QA Program: Category 1 (Core) Course **Ticketed Event**
Fee: \$20

“What Should I Do? I Hate Bugs! The Management of Odontogenic Infections in Dental Practice”



Thomas Borris, DDS

This course will provide the attendees with a foundation for the surgical and medical management of minor and severe odontogenic infections in their practices. There will be a thorough review of current antibiotics and their indications. Unusual infections such as those encountered with patients receiving bisphosphonate therapy, cancer chemotherapy and sinus protocols will be covered.

Learning Objectives:

- Discuss the pathophysiology and management of common and complex odontogenic infections in dental practice
- The clinician will be able to give rationale for antibiotic selection for the management of head and neck infections
- Be able to discuss the management of unusual infections such as those associated with the use of bisphosphonates and cancer chemotherapy

Session Code: T-105
Time: 10:00 am – 12:30 pm
Type: Lecture
Audience: Dentist Only
RCDSO QA Program: TBC
Fee:

Now Look at the Fine Mess I've Gotten Myself Into: The Identification and Management of Oral Surgery Complications



Thomas Borris, DDS

This course will provide the attendees with a foundation for the management of potential surgical complications in their clinical practices. An emphasis will be placed on the management of the complications associated with common surgical procedures. A wide variety of potential complications, including bleeding, dry sockets, pain, swelling, infections, nerve injuries, sinus communications and displaced teeth, will be covered. Attendees are encouraged to bring and discuss cases from their own practices as well during this forum.

Learning Objectives:

- Be able to preoperatively assess patients regarding the potential for avoidable surgical problems
- Discuss the preparation necessary to minimize the potential for surgical complications
- Discuss the management of wide variety of common surgical complications

Session Code: T-106
Time: 2:30 – 5:00 pm
Type: Lecture
Audience: Dentist Only
RCDSO QA Program: TBC
Fee:

Smarten Up! Create Superior Restorations With Smart Materials



Edmond Hewlett, DDS

Scientific breakthroughs continue to drive advances in both restorative material performance and evidence-based disease management of dental disease at an incredible pace. Convergence of these efforts is changing many of our fundamental concepts regarding the degree to which dental restorations can not only be reparative but also therapeutic. This presentation will provide an overview of emerging concepts for utilizing today's adhesive restoratives in synergy with new caries management protocols to achieve optimal treatment outcomes for our patients.

Learning Objectives:

- Get the latest insights on how today's adhesive materials work, presented in a clear, clinically relevant format
- Understanding how to take advantage of the dynamic properties of glass ionomer restoratives
- Useful clinical tips that can be immediately incorporated into your practice

Session Code: T-107
Time: 9:30 am – 12:00 pm
Type: Lecture
Audience: Dentist; Dental Assistant
RCDSO QA Program: Category 2
Fee: Free

Healing Dental Caries: The Minimal Intervention Approach



Edmond Hewlett, DDS

Dental practitioners today can treat and cure diseases more effectively than ever. Better understanding of pathogenic and risk factors for dental caries have produced highly effective evidence-based protocols for risk assessment and management (including many non-invasive measures) of this infectious disease. As a result, the paradigm of caries management has shifted away from a reparative model to one focused on detection, risk assessment and healing of early lesions. This presentation will provide dentists and hygienists with information and procedures for incorporating this important treatment concept into everyday practice.

Learning Objectives:

- Understanding the CAMBRA model of caries management
- Learning protocols for risk assessment and monitoring
- Learning minimally invasive techniques for antibacterial therapy and remineralization

Session Code: T-108
Time: 2:00 – 4:30 pm
Type: Lecture
Audience: Dentist; Dental Hygienist; Dental Assistant
RCDSO QA Program: TBC
Fee:

Nutrition, Lifestyle and Perio: An Approach That Can Change Lives



Timothy Donley, DDS, MSD

This course will teach you the nutritional and lifestyle changes that can make an immediate difference in your patients' (and maybe even your own) oral and overall health. Periodontal and other systemic diseases are about inflammation. Research confirms that nutrition and other host modulation therapies can have significant anti-inflammatory benefits. You will leave with a clear understanding of how to incorporate a realistic nutrition and lifestyle protocol that will improve your patients' and your own health.

Learning Objectives:

- Understand the role inflammation plays in periodontal and systemic health, and which patients have an exaggerated inflammatory response
- Understand the role that nutrition and host modulation can play in reducing inflammation
- Develop a patient protocol for specific lifestyle changes to reduce inflammation

Session Code: T-109
Time: 9:30 am – 12:00 pm **Repeated** 2:00 – 4:30 pm
Type: Lecture
Audience: Dentist; Dental Hygienist; Dental Assistant; Office Personnel
RCDSO QA Program: Category 2
Fee: Free
Sponsored By: For better dentistry



See you in 2017

ASM150
1867-2017

May 4-6, 2017

Major Public Policy Issues in Dentistry: Why Do They Matter to You?



Carlos Quiñonez, DMD, MSc, PhD, FRCD(C)

This is a full day session reviewing the major public policy issues facing dentistry today. These include: 1. The place of dentistry within Canada's health-care system; 2. Demographic changes, oral disease, access to dental care, and medical-dental integration; 3. Changes in insurance, provider supply, and competition in the dental care market; 4. The corporatization and commercialization of dentistry; 5. Ethics in dentistry. The session will begin with an historical perspective on the development of Canada's dental care system, and move to discussing the various public policy issues outlined above. Each topic is separate, but they build on each other into the overarching aim of demonstrating their relevance to clinical practice and organized dentistry. All presentations will be grounded in rich media and quantitative and qualitative data. Debate and discussion will be encouraged throughout the session.

Learning Objectives:

- To introduce participants to the varied topics that are important to dentistry in terms of public policy
- To understand the major historical, social, political and economic dimensions of Canada's dental care system
- To reflect on policy issues and their relevance to clinical practice and organized dentistry

Session Code: T-110
Time: 10:00 am – 12:30 pm **Continuous** 2:30 – 5:00 pm
Type: Lecture
Audience: Dentist Only
RCDSO QA Program: Category 1 (Core) Course **Ticketed Event**
Fee: \$20

Please note that continuous full-day sessions must be attended in their entirety (AM and PM) – partial credits will not be allocated for attending only one portion of a continuous full-day session.

Ortho Tips for the General Dentist



Jean Furuyama, DDS

More and more ortho is being done by general dentists. Tips on deciding which cases to do and how to do them more efficiently.

Learning Objectives:

- How to decide which cases to refer out and which to treat
- How to decide which option is best for your patient
- How drugs your patients take impact orthodontic tooth movement

Session Code: T-112
Time: 9:30 am – 12:00 pm
Type: Lecture
Audience: Dentist Only
RCDSO QA Program: Category 2
Fee: Free

NEW DENTIST SYMPOSIUM: The Business Side of Dentistry for New Dentists



**Lisa Philp,
RDH**



**Graham Flanagan,
AIB, FICB, PFP**

Business plan template – why do a business plan, what your business plan does for you, knowing when to make changes. Understanding financial statements, preparing financial projections on Excel in six minutes and saving up to \$5,000 in accounting fees. Common questions/answers regarding expected revenues, expenses and capital expenditures. Analyzing a sample business plan and projections. In what order should I arrange financing, negotiate the lease, buy the equipment and arrange the contractor? Monitoring results and deciding when and if to make changes to your plan. Understanding demographics, choosing wisely. How to negotiate the lease and what to avoid in a lease. Visibility and viability of location. Buy, build or lease? Purchasing your own real estate for the practice and arranging financing. Buying versus starting a practice. Understanding dental appraisals: what do they tell us and what is missing? How to do due diligence of a dental practice. Effective managing of both your staff and business plans.

Learning Objectives:

- To be able to make up your own business plan and be able to monitor the results, and the five engines that are critical to operate a dental practice
- Location, location, location – making the right choices in order to be successful
- Effectively managing staff (attract, motivate, retain staff) and business structures, tax planning and planning for the future

Session Code: T-111
Time: 9:30 am – 12:00 pm **Continuous** 2:00 – 4:30 pm
Type: Lecture
Audience: Dentist Only
RCDSO QA Program: Category 3
Fee: Free

Please note that continuous full-day sessions must be attended in their entirety (AM and PM) – partial credits will not be allocated for attending only one portion of a continuous full-day session.

Digital Dentures for Fun and Profit



Jean Furuyama, DDS

Digital dentures are easier, faster and far less hassle than what you learned in dental school.

Learning Objectives:

- Even if you hated doing dentures in the past, dentures can be fun – and profitable
- How to take records for digital dentures
- What to look for in the digitally produced try-in

Session Code: T-113
Time: 2:00 – 4:30 pm
Type: Lecture
Audience: Dentist Only
RCDSO QA Program: Category 2
Fee: Free

Essential Strategies for Tobacco Cessation in Dental Practice: Setting the Stage



Peter Selby,
MBBS, CCFP



Deborah Saunders,
BSc, DMD

Have you ever hesitated to raise the topic of smoking with your patients? Is your advice to patients about smoking met with opposition or non-adherence? Tobacco dependence is an important medical issue for dentists, because as the oral health experts, dentists are often the frontline medical professionals to spot and diagnose oral conditions often associated with tobacco use. Dentists can play an important role in motivating health behaviour change and providing evidence-based treatment to smokers. This session addresses the specific impacts of tobacco use on oral health, as well as practical strategies for intervening effectively in busy practice settings.

Learning Objectives:

- Relate research evidence to clinical practice implications in dentistry and describe the impact of tobacco use on patients – including oral pathology and head and neck cancers
- Provide tobacco use assessments and develop a quit plan in collaboration with the patient
- Counsel patients by implementing evidence-based strategies for tobacco cessation

Session Code: T-114
Time: 10:00 am – 12:30 pm **Continuous** 2:30 – 5:00 pm
Type: Lecture

This lecture is a pre-requisite to the Saturday, May 7 workshop

Audience: Dentist; Dental Hygienist; Dental Assistant
RCDSO QA Program: Category 1 (Core) Course **Ticketed Event**
Fee: \$20

Please note that continuous full-day sessions must be attended in their entirety (AM and PM) – partial credits will not be allocated for attending only one portion of a continuous full-day session.

Dentoalveolar Surgery: Reducing Risks and Managing Complications



David Lam, MD, DDS, PhD, FRCD(C), DABOMS

Complications such as bleeding and trigeminal nerve injury secondary to dentoalveolar surgery continues to be a significant concern for patients and practitioners. In this session, Dr. Lam will discuss methods to reduce common risks and complications, and alternative treatment options, along with their indications and contraindications, that may be appropriate for selected patients requiring dentoalveolar surgery.

Learning Objectives:

- List risk factors for common complications and prognostic factors of recovery for dentoalveolar surgery patients
- Discuss the alternative treatment modalities to reduce the risk of complications
- Discuss the indications and contraindications for treatment modalities designed to reduce complications in these patients

Session Code: T-115
Time: 9:30 am – 12:00 pm
Type: Lecture

Audience: Dentist Only
RCDSO QA Program: TBC

Fee:

34

Implant Complications: Avoidance and Management



Keyvan Abbaszadeh,
DMD, FRCD(C)



William Abbott,
DDS, FRCD(C)

Implant treatment to replace missing teeth is an integral and successful part of dentistry. As with any other procedure, complications can and do occur, be it during the surgical and/or restorative phases of treatment. Thorough understanding of common complications will assist clinicians in providing more favourable and predictable long-term treatment for their patients.

Learning Objectives:

- Identify the more common surgical and restorative complications
- Employ measures to avoid and reduce the risk of complications
- Determine the optimal course of treatment and referral of patients

Session Code: T-116
Time: 2:00 – 4:30 pm
Type: Lecture
Audience: Dentist; Dental Hygienist; Dental Assistant
RCDSO QA Program: Category 2
Fee: Free

Sponsored by:



Creating Endodontic Excellence



Clifford Ruddle, DDS

Predictably successful endodontics is dependent on shaping canals, 3-D cleaning, and filling root canal systems. Evidence-driven techniques will be presented to demonstrate each procedural step that comprises start-to-finish endodontics. Specifically, this lecture will focus on those factors that influence success, including endodontic anatomy, pulpal breakdown, access cavities, glide path management, working length, shaping strategies, 3-D cleaning, and filling root canal systems. Dr. Ruddle will teach the most recent advancements and proven techniques that serve to guide each endodontic case toward a predictably successful conclusion.

Learning Objectives:

- Appreciate the role endodontic anatomy plays in treatment success
- Understand how a mechanical strategy influences negotiating and shaping canals
- Identify the most proven methods to 3-D clean and fill systems

Session Code: T-117
Time: 9:30 am – 12:00 pm **Continuous** 2:00 – 4:30 pm
Type: Lecture
Audience: Dentist; Dental Assistant
RCDSO QA Program: Category 2
Fee: Free

**The Art and Science of Botulinum Toxin:
A Practical Approach for the Dental Team**



Brian Freund, DDS, MD, FRCD(C)

This presentation will summarize the essential pharmacology and physiology of botulinum toxins and their target tissues. Emphasis will be placed on patient selection and injection techniques to optimize clinical outcomes for dental patients.

Practitioners will leave with an understanding of how to handle the drug, how to select cases and what injection techniques will maximize clinical success. Relevant evidence will be reviewed and dentists will gain a practical understanding of what conditions can be treated within the RCDSO guidelines and how to safely and effectively integrate this therapy into their practice.

Learning Objectives:

- Will give attendees an understanding of the pharmacology of Botox and its physiologic interactions
- Highlight case selection and technique for botulinum toxin injections in the dental office
- Understanding the RCDSO's regulatory requirements in terms of scope of practice and off-label treatment

Session Code: T-118
Time: 9:30 am – 12:00 pm
Type: Lecture
Audience: Dentist; Dental Hygienist; Dental Assistant
RCDSO QA Program: Category 2
Fee: Free

De-Mystifying Oro-facial Pain for the General Practitioner



Brian Freund, DDS, MD, FRCD(C)

Oro-facial pain patients make most general practitioners as well as specialists cringe. However, caring for these unfortunate individuals can be personally rewarding and advantageous for the practice. With a basic understanding of different types of pain and how to differentiate between them, most patients can be quickly and effectively diagnosed. This presentation will focus on the most common non-toothache pain conditions presenting to the GP. This session is not intended as a refresher on the physiology of pain, but rather a simplified, practical approach to dealing with the patient who presents in pain.

Learning Objectives:

- To quickly and confidently diagnose most common oro-facial pain conditions encountered in dental practice
- To provide an algorithm for the treatment of these conditions
- Make attendees aware of different diagnostic and imaging techniques and when to use them

Session Code: T-119
Time: 2:00 – 4:30 pm
Type: Lecture
Audience: Dentist Only
RCDSO QA Program: TBC
Fee:

Why Rotsaert?
 Dental Laboratory Services Inc.
Because we care . . .

We've been a working partner in restorative dentistry for more than 50 years!



71 Emerald Street South • Hamilton
 www.rotsaertdental.com • E-mail: lab@rotsaertdental.com • Toll Free: 1-800-263-2113

Child Abuse and the Dental Professional



Peter Banks,
BS, Justice



David Harte,
DMD

Attendees will be made aware of the different types of abuse and how they apply to the dental arena. Learn the warning signs that may indicate abuse and neglect, and discuss common injuries associated with maltreatment. The resources to help identify injuries indicative of abuse will also be discussed. As mandated reporters, attendees will learn how and what to report, as well as why child maltreatment is a public health problem and how it affects the health of their patients.

Learning Objectives:

- Recognize the early warning signs of abuse and neglect and understand your role as a dental professional in reporting
- Identify injuries that are indicators of abuse and neglect
- Understand how the dental profession plays a role in identifying children who are missing and the importance of the CHIP program

Session Code: T-120
Time: 9:30 am – 12:00 pm **Repeated** 2:00 – 4:30 pm
Type: Lecture
Audience: Dentist; Dental Hygienist; Dental Assistant; Office Personnel; Dental Technologist
RCDSO QA Program: TBC
Fee:

Dental Photography as a Communications Tool



Rita Bauer, Professional Photographer

Dental photography has become an important tool for patient documentation and treatment planning, but it is also an invaluable communication tool. How will you get patients to ask for dental procedures if they don't know about them?

Show off your great work by creating a "makeover" photographic series of your patients, and prepare a photo gallery that will make everybody stop and take note.

Learning Objectives:

- Which camera is right for your practice? Cameras, gadgets and accessories to make dental photography easy
- Patient positioning and techniques for clinically correct patient photographs
- Ideas for effective patient galleries, marketing material and websites

Session Code: T-121
Time: 10:00 am – 12:30 pm
Type: Lecture
This lecture is a pre-requisite for the afternoon workshop
Audience: Dentist; Dental Hygienist; Dental Assistant; Office Personnel; Dental Technologist
RCDSO QA Program: Category 2
Fee: Free

Camera, Lights, Action – Patient Photography Made Easy



Rita Bauer, Professional Photographer

Do you get frustrated with your clinical cameras and dissatisfied with the results? Are you thinking about a new clinical camera, but don't know which one is right for your practice? Come and test drive the latest cameras and we will show you how to calibrate your camera to get well-exposed images every time. Learn the techniques to consistently take excellent clinical views for patient documentation and treatment planning by photographing each other. You will be amazed at how easily patient photography can be learned and incorporated into your practice.

Participants are asked to bring their own clinical camera with fully charged batteries, memory card, retractors and mirrors.

Learning Objectives:

- Camera exposure calibration and set up for consistent results
- Patient positioning for clinically correct photographic documentation
- Clinically correct intraoral views, using the right retractors, mirrors and shade guides

Session Code: T-122
Time: 2:30 – 5:00 pm
Type: **Workshop (Capacity: 20)**
The morning lecture is a pre-requisite for the workshop
Audience: Dentist Only
RCDSO QA Program: Category 2 (1 Bonus Point) **Ticketed Event**
Fee: \$275

Current Concepts in Non-Surgical Periodontal Therapy



Leah MacPherson, RDH, BS, MHP

This is a course for oral health-care providers interested in an update on non-surgical periodontal therapy. This course will review the literature concerning periodontal risk factors and how to use the information to assess patients for risk versus treating disease. We will review the host response and the cascade of events that occur in periodontitis, as well as highlight some of the periodontal and systemic connections.

Learning Objectives:

- Review the various types of periodontal conditions, microbiology and their treatment
- Determine a patient's level of periodontal risk
- Discuss the host response and the cascade of events that occur during periodontal disease in understandable terms

Session Code: T-123
Time: 9:30 am – 12:00 pm
Type: Lecture
Audience: Dentist; Dental Hygienist
RCDSO QA Program: Category 3
Fee: Free

Periodontal Updates for the Dental Hygienist



Leah MacPherson, RDH, BS, MHP

This workshop is intended for the dental hygienist interested in an update on non-surgical periodontal therapy. Treatment of the periodontal patient begins with a proper understanding of the patient's condition. The various types of periodontal conditions, their microbiological profile and their implications on treatment. Discussions will include the host response and the cascade of events that occur in periodontitis, as well as highlight some of the periodontal and systemic connections.

Learning Objectives:

- Review the various types of periodontal conditions, microbiology and their treatment
- Assess a patient's periodontal condition using clinical attachment levels, bone loss and health history
- Determine a patient's level of periodontal risk

Session Code: T-124
Time: 2:00 – 4:30 pm
Type: Workshop (Capacity: 20)
Audience: Dentist; Dental Hygienist
RCDSO QA Program: Category 3 (1 Bonus Points) **Ticketed Event**
Fee: \$75

Communication Breakdown



Judi Heggie, DDS



**Alan Lachapelle,
Senior Professional
Liability Advisor**



**Sonia Gregoris,
Professional
Liability Advisor**

In this presentation, PLP staff will discuss the value of effective communication within the health-care setting, describe basic and advanced communication techniques and offer guidance on how to avoid communication pitfalls.

Learning Objectives:

- Understand the importance of effective communication within the healthcare setting
- Describe basic and advanced communication techniques
- Identify and prevent situations that may lead to miscommunications

Session Code: T-126
Time: 9:30 am – 12:00 pm
Type: Lecture
Audience: Dentist Only
RCDSO QA Program: Category 1 (Core) Course **Ticketed Event**
Fee: \$20

Adverse Outcomes



**Bruce Glazer,
DDS, BScD, Dip. Pros**



**Lionel Lenkinski,
DDS, Cert. Endo**

Adverse outcomes take many forms, from serious morbidity following treatment to unmet patient expectations. Adverse events can lead to patient loss, RCDSO complaints and lawsuits. They know no boundaries. The intent of this presentation is to minimize the impact of these events to both the practitioner and patient through prevention and management strategies. Informed consent and refusal, proper documentation, shared decision-making, appropriate referral and follow-up care will be the highlights of this presentation.

Learning Objectives:

- Learn the principles of informed consent and informed refusal, and understand the need for appropriate communication strategies
- Develop pre-emptive and reactive solutions to most adverse events, and underscore why documentation and disclosure are required
- Appropriate after-hours care along with appropriate referral strategies will resolve many patient issues with post-treatment problems

Session Code: T-125
Time: 10:00 am – 12:30 pm **Repeated 2:30 – 5:00 pm**
Type: Lecture
Audience: Dentist Only
RCDSO QA Program: Category 1 (Core) Course **Ticketed Event**
Fee: \$20

The ODA Suggested Fee Guide and Dental Plans: Best Practices



Leslie Redmond, RDH

Recognizing that *The ODA Suggested Fee Guide* is an important part of running a business both ethically and economically, this session is designed so that dentists can accurately and effectively interpret the Guide. Participants will hear best practices in choosing the correct procedure codes, fee development and communications with both patients and third parties. By the end of this session, participants will be able to:

Learning Objectives:

- Identify and apply principles required to develop and communicate fees and report services acknowledging the link to professional conduct
- Identify the roles and responsibilities of the dentist as they relate to dental plans
- Be familiar with the key aspects and the importance of record keeping and documentation when reporting and communicating with third parties

Session Code: T-127
Time: 2:00 – 4:30 pm
Type: Lecture
Audience: Dentist; Dental Hygienist; Dental Assistant; Office Personnel
RCDSO QA Program: Category 1 (Core) Course **Ticketed Event**
Fee: \$20

Update on Local Anesthesia



Stanley Malamed, DDS

Local anesthesia forms the backbone of pain control techniques in contemporary dental practice. The subject of pain control in dentistry has undergone a recent renewal of interest, a renaissance. In this program, Dr. Malamed will present an in-depth discussion of the many aspects of this important area of daily dental practice. An important area of research has been the development of new drugs – both local anesthetics such as articaine, as well as drugs to reverse soft tissue anesthesia such as phentolamine mesylate and buffered lidocaine, producing a more rapid onset, more comfortable injection and more profound anesthesia, and the nasal local anesthetic mist, Kovanest, providing needle-less maxillary anesthesia.

Learning Objectives:

- Compare clinical characteristics of current local anesthetic formulations
- Describe the mechanism of action of buffering local anesthetics
- Discuss the mechanism of action and efficacy of the intranasal local anesthetic mist

Session Code: T-128
Time: 9:30 am – 12:00 pm
Type: Lecture
Audience: Dentist Only
RCDSO QA Program: Category 1 (Core) Course **Ticketed Event**
Fee: \$20

Emergency Medicine – Cardiac Emergencies and Sudden Cardiac Arrest



Stanley Malamed, DDS

Medical emergencies can, and do, occur in the practice of dentistry. The occurrence of cardiovascular problems, such as chest pain (angina and myocardial infarction) and sudden cardiac arrest, are likely to increase with the graying of the North American population. In this program, Dr. Malamed will address these problems and the means to prepare the dental office to effectively recognize and manage those that might arise. The use and significance of automated external defibrillators (AEDs) will be stressed.

Learning Objectives:

- Describe the pathophysiology of acute myocardial infarction and its management
- Describe the pathophysiology of sudden cardiac arrest and its management
- Describe the mechanism of action of AEDs

Session Code: T-129
Time: 2:00 – 4:30 pm
Type: Lecture
Audience: Dentist; Dental Hygienist; Dental Assistant; Office Personnel; Dental Technologist
RCDSO QA Program: Category 1 (Core) Course **Ticketed Event**
Fee: \$20

Communication Solutions – Attitudes, Breakdowns and Conflict Resolutions



Judy Kay Mausolf

Discover how to elevate your communication to a level that inspires open communication, prevents breakdowns, resolves conflict and builds trust and respect resulting in high-performing team and patient relationships. Learn the skills to communicate positively and effectively with different and even difficult personalities. Discover formats to hold positive, effective and efficient huddles and team meetings. Transform attitudes from toxic to tremendous and create a positive environment where everyone looks forward to coming to the office.

Learning Objectives:

- Learn verbal skills to communicate effectively with difficult and different personalities and resolve conflict and gossip
- Discover methods that turn toxic attitudes to tremendous, and determine behaviors that inspire a culture of appreciation and celebration
- Learn fundamentals for effective huddles and team meetings

Session Code: T-130
Time: 9:30 am – 12:00 pm
Type: Lecture
Audience: Dentist; Dental Hygienist; Dental Assistant; Office Personnel; Dental Technologist
RCDSO QA Program: Category 3
Fee: Free

R.I.S.E to Success – Systems and Strategies That Build High-Performing Teams



Judy Kay Mausolf

Building a high-performing team results in business success. Success is measured by a healthy bottom line, united leadership and a cohesive team. It also must include an environment you enjoy working in – with a feeling of a job well done at the end of the day. Judy Kay shares her R.I.S.E. philosophy. It's a concept for best practices to help the entire team think differently, act differently, communicate effectively, work together better, and make healthy decisions that result in ultimately growing their business.

Learning Objectives:

- Learn how to build a united leadership team and understand the individual's role in establishing trust, accountability and respect
- Learn R.I.S.E. implementation process steps and outline how to develop team and performance standards
- Discover beliefs and behaviors that nurture a patient-focused practice

Session Code: T-131
Time: 2:00 – 4:30 pm
Type: Lecture
Audience: Dentist; Dental Hygienist; Dental Assistant; Office Personnel; Dental Technologist
RCDSO QA Program: Category 3
Fee: Free

Exceptional Teamwork and Leadership Skills



Amy Kirsch, RDH

Inspire commitment, teamwork and cooperation at work. Team members who demonstrate loyalty, who are committed to the practice, and who are motivated to achieve results, are part of the team-oriented staff needed in today's practice environment. Exceptional teamwork and leadership skills empower the entire team to excel with the ability and willingness to deliver excellence in care. This is an energized and enthusiastic lecture designed especially for any exceptional dental team desiring growth and increased teamwork!

Learning Objectives:

- How to create a high performing team
- The stages of teamwork and how it affects patient care
- How to resolve conflict effectively, and develop respect and understanding of other's work styles

Session Code: T-132
Time: 9:30 am – 12:00 pm
Type: Lecture
Audience: Dentist; Dental Hygienist; Dental Assistant; Office Personnel; Dental Technologist
RCDSO QA Program: Category 3
Fee: Free

Scheduling for Success



Amy Kirsch, RDH


Decrease stress and increase your efficiency. Quality dental team members and their doctors know the key to a stress free and productive day is directly related to the way the day is scheduled. In this fast-paced and exciting lecture, you will learn advanced scheduling techniques that you can use the next day in your practice.

Learning Objectives:

- Schedule for your doctor's "ideal" day
- Communication skills for "hard to schedule" patients
- Teamwork concepts to "fill the schedule" productively


Session Code: T-133
Time: 2:00 – 4:30 pm
Type: Lecture
Audience: Dentist; Dental Hygienist; Dental Assistant; Office Personnel; Dental Technologist
RCDSO QA Program: Category 3
Fee: Free

*You do better dentistry with better instruments.
Shouldn't you have a better instrument to run your Practice?*



OPES

The better "Instrument" for improved Patient Management.



Leading Patient Management Software (OPES)

Thorough Data Conversions

Quality On-site Training

Proven Consulting Services

Industry's finest Support

ASM16 BOOTH #731

Antibiotics In Dentistry



Robert Fazio, DMD

The dentist is called upon to prescribe an antibiotic almost daily. It may be to treat a simple localized infection in the oral cavity to complement simple debridement. It may be an infection which has involved distant head and neck structures.

A spreading infection such as this demands a maximum spectrum antibiotic. Also, there are a myriad of potential demands for antibiotic prophylaxis prior to the dental procedure. The dentist must understand all of these topics in detail. Other medical diseases and medications can also markedly affect the dentist's choices.

Learning Objectives:

- Develop an algorithm for choosing antibiotics for a localized or a spreading infection
- Understand when antibiotic prophylaxis is mandatory, optional or discouraged
- Recognize the medical diseases and treatment drugs which complicate the dentist's selection of antibiotics

Session Code: T-134
Time: 9:30 am – 12:00 pm
Type: Lecture
Audience: Dentist Only
RCDSO QA Program: TBC
Fee:

Periodontitis and Peri-Implantitis: The Good, the Bad, and the Ugly



Robert Fazio, DMD

What must we know chairside every day to successfully treat periodontitis in both the compliant and non-compliant patient? Do the same principles apply to peri-implantitis?

How do we treatment plan a choice between periodontally compromised teeth, crown and bridge replacements or implants? Understand the "evidence based data" in the dental literature compared to the "promotional dentistry" of the manufacturers. Does the soft tissue program in the dental office influence this decision? Which cases are the winners and losers? What medical issues increase risk for dental failure? Learn specific protocols from curettes to toothbrushes, antibiotics to analgesics, medical disease and drugs to mouthrinses and toothpaste.

Learning Objectives:

- Learn the clinical "pearls" that maximize success
- Recognize and avoid the "high-risk failure" cases
- Save many more teeth and implants than you thought you could, and improve dental treatment planning with evidence-based data

Session Code: T-135
Time: 2:00 – 4:30 pm
Type: Lecture
Audience: Dentist; Dental Hygienist; Dental Assistant
RCDSO QA Program: Category 2
Fee: Free

A "Recipe for Success" With Direct Composites



Douglas Lambert, DDS

Even in these changing economic times, patients are still seeking to achieve an esthetically pleasing smile, and as the dental pendulum swings over the years, more conservative options, such as direct composites, continue to rise to the top. Specifically, composite resins offer the patient the most simple and cost-effective way to achieve an esthetic change in the mouth. Consequently, composites have reached widespread use within the dental community, but not without a learning curve along the way. This course will offer a "Recipe for Success" based on clinical fundamentals, coupled with the integration of current technologies and materials, to yield simple, reproducible, and efficient techniques for composite restorations.

Learning Objectives:

- Incorporate unique tips and techniques to improve chair time efficiency, material selection, bonding agents, matrices and finishing
- Evaluate the science behind the bulk fill composite concept and how to use it in your practice
- Understand when, where and why to use the new low stress/low strain flowable composites

Session Code: T-136
Time: 9:30 am – 12:00 pm
Type: Lecture
Audience: Dentist; Dental Assistant
RCDSO QA Program: Category 2
Fee: Free
Sponsored By: For better dentistry



Bad Bounces and Broken Teeth: The Sports Dentistry Side of Your Practice



Douglas Lambert, DDS

We are in an age of active lifestyles, with an emphasis on participating in sporting activities at both the youth and adult levels. Not surprisingly, athletic injuries to the orofacial region and the dentition are on the rise. Unique and timely techniques employed for diagnosing, treating and restoring these accidents are paramount in successful long-term results. Are you prepared for immediate action following a dental trauma?

Learning Objectives:

- Assess and treat dental trauma as a result of a sports-related injury using current guidelines – including luxations and avulsions
- Implement unique restorative options for the sports-related dental injury
- Properly design and fabricate a custom mouthguard in your own office

Session Code: T-137
Time: 2:00 – 4:30 pm
Type: Lecture
Audience: Dentist; Dental Hygienist; Dental Assistant; Office Personnel
RCDSO QA Program: Category 2
Fee: Free
Sponsored By: For better dentistry



Controversies in Restorative Implant Dentistry



Nader Sharifi, DDS, MS

Controversies exist because there is more than one accepted method available. To address peri-implantitis, we review the indication for screw retained restorations and how to properly complete them. Cemented restorations will remain a need, so a thorough understanding of the proper clinical procedure will be clearly outlined. We'll also clarify why custom abutments are preferred to stock shapes and consider splinting implants versus restoring them individually. We'll review the longevity research regarding preservation of natural teeth versus extractions with implants, short span or long span bridges. Immediate placement and immediate loading of dental implants might be preferable in these situations, providing solutions when alternative options are not viable.

Learning Objectives:

- Understand the indications and clinical procedures for cemented and screw retained crowns and bridges
- Clarify the implications of immediate placement and immediate load on overall case success and esthetics
- Review the longevity research for single crowns or bridges on natural teeth and implants

Session Code: T-138
Time: 9:30 am – 12:00 pm **Continuous** 2:00 – 4:30 pm
Type: Lecture
Audience: Dentist; Dental Hygienist; Dental Technologist
RCDSO QA Program: Category 2
Fee: Free

Please note that continuous full-day sessions must be attended in their entirety (AM and PM) – partial credits will not be allocated for attending only one portion of a continuous full-day session.

The Anatomy of Building a Million Dollar Portfolio



Ron Haik, MBA, CFP, FMA, FCSI, CIWM, TEP

Certified Financial Planner Ron Haik will lead you through a two-part session providing a behind-the-scenes look at how a financial advisor builds a custom financial plan for a client in order for them to achieve financial independence. In part one, Ron provides real life examples on how to construct a financial plan to achieve financial goals for a worry-free, financially secure future. In part two, Ron will moderate a panel session of portfolio managers who will share their insights on stock markets, interest rates and the economy.

Learning Objectives:

- Strategies to understand how to effectively grow and protect your wealth to secure your financial future
- Effective ways to mitigate taxes and generate high after-tax returns
- Resources available to dentists to help them manage life's stresses and lead healthier lives through MAP

Session Code: T-139
Time: 10:00 am – 12:30 pm
Type: Lecture
Audience: Dentist Only
RCDSO QA Program: Category 3
Fee: Free

Update in Oral Lesion Assessment and Cancer Screening



Joel Laudenbach, DMD

The oral, head and neck cancer screening examination technique will be reviewed in detail, along with helpful recognition and diagnostic strategies. Common oral lesions and head/neck pathology observed in general and specialty dental practice will be presented, as well as updated oral cancer statistics and risk factors. Oral manifestations of systemic diseases will be highlighted using an interactive format. Attendees will learn to recognize when additional testing and/or specialty referrals are indicated. Adjunctive and biopsy techniques will be briefly reviewed, including: tissue reflectance, tissue fluorescence, toluidine blue dye, cytology (i.e., smear and brush cytology) and conventional scalpel biopsy.

Learning Objectives:

- More confidently and effectively perform oral cancer screening and lesion assessment
- Improve recognition of oral lesions/manifestations of systemic diseases encountered in clinical dental practice
- Make better clinical/practice decisions regarding adjunctive/biopsy techniques and specialty referrals

Session Code: T-140
Time: 10:00 am – 12:30 pm **Repeated** 2:30 – 5:00 pm
Type: Lecture
Audience: Dentist Only
RCDSO QA Program: Category 1 (Core) Course **Ticketed Event**
Fee: \$20

Pediatric Facial Fractures



Bonnie Padwa, DMD, MD

This lecture will cover the diagnosis and management of facial fractures in children.

Learning Objectives:

- Participants will be able to identify the most common facial fractures in children
- Participants will be able to summarize the salient physical and radiographic findings in children with facial fractures
- Participants will know the treatment objectives for children with facial fractures

Session Code: T-141
Time: 10:00 am – 12:30 pm
Type: Lecture
Audience: Dentist Only
RCDSO QA Program: TBC
Fee:

Pediatric Oral and Maxillofacial Surgery



Bonnie Padwa, DMD, MD

This lecture will review the common and uncommon conditions seen in children by oral and maxillofacial surgeons

Learning Objectives:

- Participants will be able to identify oral pathology in the pediatric patient
- Participants will be able to describe the different craniofacial deformities seen in children
- Participants will be able to recognize dental anomalies requiring treatment

Session Code: T-142
Time: 2:30 – 5:00 pm
Type: Lecture
Audience: Dentist Only
RCDSO QA Program: Category 2
Fee: Free

The “Savage” Front Desk: An Entire Team Approach!



Rhonda Savage, DDS, CSP

Some dental practices thrive with limited stress. Others struggle with managing their budget, overhead and overall systems. What they need is a unique success driven team approach! In order to ensure a healthy bottom line, systems are key. Dr. Savage will guide you and the front office through the ins and outs of what it takes to implement a foolproof “Savage” front desk. These systems are the key to the top-tier practices and their success. Enjoy a lively session while learning where to grow and streamline the business. You can do it and we will show you how!

Learning Objectives:

- The new patient and the new patient interviewing you! And the existing patient with extensive needs
- Treatment plan tracking form and the patient's self-esteem: Increasing case acceptance with great verbal skills
- Overview of systems – make them work for you! Scheduling, hygiene department effectiveness, patient reactivation collections and insurance management, overhead control, clearly defined financial policies

Session Code: T-143
Time: 10:00 am – 12:30 pm **Continuous 2:30 – 5:00 pm**
Type: Lecture
Audience: Dentist; Dental Hygienist; Dental Assistant; Office Personnel
RCDSO QA Program: Category 3
Fee: Free

Please note that continuous full-day sessions must be attended in their entirety (AM and PM) – partial credits will not be allocated for attending only one portion of a continuous full-day session.

Star Gazing: Building a Five-Star Dental Team



Cathy Jameson, PhD

A great dental team is the most essential aspect of a successful practice. Without a strong team of “producing” individuals, a dental practice will never achieve its full potential. Learn practical advice for setting and achieving goals, improving communication skills, understanding how to deal with conflicts and stresses, developing productive staff meetings and learning the effective techniques of team building. Hire, train, evaluate and reward your team in a proven, professional, business-effective manner. Your team – the power behind progress!

Learning Objectives:

- Learn goal-setting techniques and goal-achievement systems and how to set goals – together
- Eliminate team dysfunction – learn how to develop effective communication throughout the team and create a clear problem-solving process
- Maximize the talents of each team member and stimulate team development

Session Code: T-144
Time: 9:30 am – 12:00 pm
Type: Lecture
Audience: Dentist; Dental Hygienist; Dental Assistant; Office Personnel; Dental Technologist
RCDSO QA Program: Category 3
Fee: Free

It Costs Too Much! Overcoming the Fear of Cost in Dentistry



Cathy Jameson, PhD

Recent studies show that the number one reason people don't come to the dentist is fear of cost! In today's economy, money is the dental professional's primary obstacle for a patient to move forward with recommended treatment. Have you found this to be true in your practice? Are you finding that no matter how great your dentistry is, you just can't seem to get your patients over the financial hurdle? If so, Cathy Jameson can help you discover, develop and implement the techniques and skills needed to become a professional salesperson – where there is rarely an obstacle too high to prevent you from performing the dentistry you want to provide, not even the price!

Learning Objectives:

- Communication! Communication! Communication! Develop the skills necessary for effective listening and speaking
- Practise makes perfect. Learn techniques necessary for successful case presentation
- What are my options? How to make financial arrangements and financial options that work for your patients and your practice

Session Code: T-145
Time: 2:00 – 4:30 pm
Type: Lecture
Audience: Dentist; Dental Hygienist; Dental Assistant; Office Personnel; Dental Technologist
RCDSO QA Program: Category 3
Fee: Free

Friday, May 6 | 8:00 – 9:00 am | Halls F&G – Hall F

Friday Morning Keynote Speaker

Featuring

Harley Pasternak

Fitness and Nutrition Guru and Trainer to the Stars

Sponsored
in part by:

A native of Toronto, Harley Pasternak is a best-selling fitness and diet author in the world, whose books include *The 5-Factor Fitness*, *The 5-Factor Diet*, *The 5-Factor World Diet*, *The Body Reset Diet Cookbook*, and *5 Pounds*, which hit shelves March 2015. Pasternak's titles have attained global bestseller status and have been published in 14 languages and in more than 25 countries.

Pasternak holds a master of science in exercise physiology and nutritional sciences from the University of Toronto and an honours degree in kinesiology from the University of Western Ontario. He is also certified by the American College of Sports Medicine and the Canadian Society of Exercise Physiology, and has served as an exercise and nutrition scientist for Canada's Department of National Defense.

As a fitness and nutrition specialist, Pasternak has trained many celebrities, including Lady Gaga, Rihanna, Kim Kardashian, Halle Berry, Katy Perry, Robert Downey Jr., Robert Pattinson, Jessica Simpson and Hilary Duff, to name a few. He has appeared on *MTV*, *VH1*, *E!*, *The Oprah Winfrey Show*, *Dr. Oz*, *The View*, *Access Hollywood*, *Extra*, *The Today Show* and much more. In addition, Pasternak has been covered in a wide array of newspapers, health and fitness magazines, and women's lifestyle and entertainment magazines, including the *New York Times*, *LA Times*, *Washington Post*, *Shape*, *Men's Health*, *Fitness*, *Glamour*, *Elle*, *People*, *In Touch*, *US Weekly* and *Star*.

Pasternak has made worldwide speaking appearances in more than 30 countries for a diversity of Fortune 500 companies, health and fitness organizations and government entities.

Sweet Tooth Obsession and Its Impact on Oral and Systemic Health

**Karen Davis, RDH**

Overconsumption of sugar is linked to elevated triglyceride levels, liver disease, cardiovascular disease, Type II diabetes and even dementia. Sugary drinks, which are the greatest culprit of the growing "sugar obsession," are implicated in increased risk for dental caries and tooth erosion. Discover how to identify hidden sugars on labels, and which sugar alternatives to recommend.

Learning Objectives:

- Discover the truth about "added sugars" in foods and beverages
- Appreciate the health implications of chronic overconsumption of sugar
- Learn how to reverse the demineralization process and break the sugar obsession

Session Code: F-201
Time: 10:00 am – 12:30 pm **Repeated** 2:30 – 5:00 pm
Type: Lecture
Audience: Dentist; Dental Hygienist; Dental Assistant; Office Personnel
RCDSO QA Program: Category 3
Fee: Free

Reinventing Hygiene in Health-Care Environments for the 21st Century

**Charles Gerba, PhD**

The goal is to increase the awareness of the importance of surfaces (inanimate objects) and human activity in the spread of pathogenic microorganisms in health-care environments. How to select proper cleaning tools and disinfectants is reviewed, as well as successful interventions.

Learning Objectives:

- Sources and how microorganisms move in indoor environments
- How to select disinfectants for specific applications for the control of pathogens in the health-care environment
- Review hygiene interventions that work in the dental and health-care environments

Session Code: F-202
Time: 10:00 am – 12:30 pm
Type: Lecture
Audience: Dentist; Dental Hygienist; Dental Assistant; Office Personnel
RCDSO QA Program: Category 2
Fee: Free

Micro Bio of Indoor Environments (Germ Geography)



Charles Gerba, PhD

The types and occurrence of pathogenic microorganisms in indoor environments is reviewed from the home to the dental office. How pathogens move between these environments is important for effective control in reducing exposure in health-care environments.

Learning Objectives:

- The types of pathogenic microorganisms transmitted by surfaces (fomites)
- Where are the areas in different environments (home, school, shopping, dental offices) that you find pathogenic microorganisms
- Interventions that work to reduce the risk of microbe transmission via exposure in the environment

Session Code: F-203
Time: 2:30 – 5:00 pm
Type: Lecture
Audience: Dentist; Dental Hygienist; Dental Assistant; Office Personnel; Dental Technologist
RCDSO QA Program: Category 2
Fee: Free

CT/MRI Scans of the TMJ: How to Read, Interpret and Utilize Modern Imaging Techniques



John Droter, DDS

You will learn how to read, interpret, and utilize CBCT, CT and MRI scans of the TMJ in your practice. How to identify the most common pathologies of the TMJ seen on these scans. How what is seen on the scans can alter how and when you treat a patient needing restorative dentistry.

Learning Objectives:

- What a normal joint looks like on CBCT, CT and MRI scans
- How to tell if a joint is healthy or damaged
- If damaged, how to identify which stage it is in – actively breaking down, adapting or adapted – and when to order scans

Session Code: F-204
Time: 10:00 am – 12:30 pm
Type: Lecture
Audience: Dentist; Dental Hygienist; Dental Assistant
RCDSO QA Program: Category 2
Fee: Free

Sorting the Easy From the Complex: The Four-Question TMJ Exam



John Droter, DDS

The temporomandibular joint exam should be part of any dental exam, yet many dentists are poorly trained in how to determine whether a joint is healthy or damaged. Even if you already examine the TMJ properly, the clinical significance of the results can be difficult to determine. You will learn the four questions that need to be answered to determine the health and stability of the TMJ. You will learn how to examine and palpate the TMJ muscles as one of many easy diagnostic tools you can use in your office. You will be able to verify the structural and mechanical stability of the TMJ before you start any treatment.

Learning Objectives:

- How to examine and palpate the temporomandibular joint
- How to identify healthy TMJs and damaged TMJs
- Which muscles to palpate that will lead to a correct diagnosis and why most damaged joints do not need any treatment

Session Code: F-205
Time: 2:30 – 5:00 pm
Type: Lecture
Audience: Dentist; Dental Hygienist; Dental Assistant
RCDSO QA Program: Category 2
Fee: Free

Risk Factors, Antibiotics, Maintenance, Peri-implantitis – A Little Bit of Everything in Non-surgical Therapy



Francis Serio, DMD, MS, MBA

Inflammatory periodontal diseases are multifactorial in nature. While bacterial biofilm is necessary, many other risk factors contribute to the expression of disease and destruction of the attachment apparatus. This presentation will outline the concept of etiology, risk, local and systemic factors that may influence the disease trajectory, chronic inflammation, and the relationship between oral and systemic health. Mechanical and chemotherapeutic approaches to periodontal disease management will be reviewed. Evaluation and maintenance may be viewed as integral parts of therapy.

Learning Objectives:

- Identify the local and systemic risk factors for the periodontal diseases and implement management strategies to control these factors
- Design and implement a cause-related nonsurgical treatment plan to control inflammatory periodontitis
- Understand peri-implantitis, its causes and possible treatments

Session Code: F-206
Time: 9:30 am – 12:00 pm **Continuous 2:00 – 4:30 pm**
Type: Lecture
Audience: Dentist; Dental Hygienist; Dental Assistant
RCDSO QA Program: Category 2 (1 Bonus Point) **Ticketed Event**
Fee:

Please note that continuous full-day sessions must be attended in their entirety (AM and PM) – partial credits will not be allocated for attending only one portion of a continuous full-day session.

The Art and Science of Botulinum Toxin: A Practical Approach for the Dental Team



Brian Freund, DDS, MD, FRCD(C)

This presentation will summarize the essential pharmacology and physiology of botulinum toxins and their target tissues. Emphasis will be placed on patient selection and injection techniques to optimize clinical outcomes for dental patients.

Practitioners will leave with an understanding of how to handle the drug, how to select cases and what injection techniques will maximize clinical success. Relevant evidence will be reviewed and dentists will gain a practical understanding of what conditions can be treated within the RCDSO guidelines and how to safely and effectively integrate this therapy into their practices.

Learning Objectives:

- To give attendees an understanding of the pharmacology of Botox and its physiologic interactions
- Highlight case selection and technique for botulinum toxin injections in the dental office
- Understanding the RCDSO's regulatory requirements in terms of scope of practice and off-label treatment

Session Code: F-207
Time: 9:30 am – 12:00 pm
Type: Lecture
Audience: Dentist; Dental Hygienist; Dental Assistant
RCDSO QA Program: Category 2
Fee: Free

The Medically Risky Patient: How to Identify and What to Do When Things Go South



Brian Freund, DDS, MD, FRCD(C)

The first half of this session will give the GP an overview of what's new in the medical management of their dental patients. Common conditions such as coronary artery disease, atrial fibrillation, diabetes, kidney failure and obesity will be reviewed. The impact of new anticoagulants, blood pressure medication and anti-arrhythmics on dental treatment will be considered. The second half will be dedicated to dealing with events that range from nuisance to the life-threatening. A simple approach to the distressed patient will let the dental team recognize what is serious and then address it in a confident and definitive manner.

Learning Objectives:

- To understand just how compromised "sick" patients are and to identify the "red flags"
- Provide an overview of new medications and procedures that may impact the dental appointment
- Provide a simple approach to assessing and stabilizing a patient in an emergency situation

Session Code: F-208
Time: 2:00 – 4:30 pm
Type: Lecture
Audience: Dentist Only
RCDSO QA Program: TBC
Fee:

A Better Periodontal Debridement Protocol: Hands-on Training!



Timothy Donley, DDS, MSD

Every day a significant number of patients walk into dental offices with legitimate periodontal needs. There are now, more than ever, compelling reasons to address these needs. Successful periodontal therapy depends on successful debridement. Dr. Donley literally wrote the book on ultrasonic debridement. He co-authored the first ever curriculum-based textbook on ultrasonic periodontal debridement. This course presents evidence-based protocols to maximize chances for resolving patients' periodontal disease. Hands-on training is intended to allow the attendee to develop maximum confidence in their debridement skills (what to use, how to use it).

Learning Objectives:

- Learn the new goal of periodontal therapy (which patients to treat, which sites to treat and which treatments work best)
- Establish a clear understanding of which ultrasonic inserts to use and how to use them properly
- Learn solutions for the most common patient objections to periodontal debridement

Session Code: F-209
Time: 10:00 am – 12:30 pm
Type: Workshop (Capacity: 36)
Audience: Dentist; Dental Hygienist
RCDSO QA Program: Category 2 (1 Bonus Point) **Ticketed Event**
Fee: \$420
Sponsored By: For better dentistry

DENSPLY
CANADA

REGISTER AND SAVE.

The **EARLY-BIRD SPECIAL** expires at
MIDNIGHT ON MARCH 21.

Online registration opens January 11, 2016.
www.oda.ca/asm-registration

The information here is current as of the time of printing.

NEW DENTIST SYMPOSIUM: Clinical Tips, Tricks and Techniques! And Building a Booming Business!



Wayne Kerr, DDS, MAGD

Designed to enhance the skills of the entire clinical team, this presentation examines some of the challenges dental teams face daily, and describes solutions to improve chairside efficiency using a number of the most cutting edge products and techniques available in today's marketplace.

Dentists are typically well prepared to provide patient care through excellent clinical training, but quite unprepared to own and operate a small business! With nearly four decades of small business ownership as a private, fee-for-service practitioner, Dr. Kerr has experienced – and solved – many of the typical problems that dental practices face. Participants will learn valuable real life lessons and management tips in this dynamic and fast-paced program which will touch on many of the skills necessary to operate a practice successfully.

Learning Objectives:

- Review useful new products, devices and techniques and make better alginates, faster temporaries, and tighter Class II contacts
- Learn how to temporize most broken teeth within minutes, minimize practice disrupters and understand basic concepts needed to establish, manage, grow and sustain a practice
- Review successful techniques for hiring staff, increase your team-building and leadership skills, and learn how to calculate your break-even point, and plan for financial success

Session Code: F-210
Time: 10:00 am – 12:30 pm **Continuous** 2:30 – 5:00 pm
Type: Lecture
Audience: Dentist; Dental Hygienist; Dental Assistant
RCDSO QA Program: Category 3
Fee: Free

Please note that continuous full-day sessions must be attended in their entirety (AM and PM) – partial credits will not be allocated for attending only one portion of a continuous full-day session.

Essential Strategies for Tobacco Cessation in Dental Practice: Pharmacotherapy for Tobacco Dependence Treatment



Peter Selby, MBBS, CCFP



Deborah Saunders, BSc, DMD



Michael Perley, MA



Evidence shows that pharmacological intervention (nicotine replacement therapy and prescription medications) for tobacco dependence treatment can significantly increase a person's chances of quitting tobacco use successfully. This session explores the risks and benefits of these therapies, when and how to prescribe and monitor patients and how to tailor treatments to specific populations (youth, people with addictions, pregnant women). You will also learn about other harm-reduction strategies (e-cigarettes, hookahs and cannabis) and how to reverse the tobacco industry's effort to normalize itself within society.

Learning Objectives:

- Discuss pharmacological interventions for tobacco cessation and discuss how harm reduction applies to tobacco use
- Apply relapse prevention strategies with patients who have changed their tobacco use and describe tobacco industry tactics that promote tobacco use
- Incorporating tobacco cessation concepts/strategies in your dental practice

Session Code: F-211
Time: 10:00 am – 12:30 pm **Continuous** 2:30 – 5:00 pm
Type: Lecture
Lecture is a pre-requisite to Saturday, May 7 Workshop
Audience: Dentist; Dental Hygienist; Dental Assistant
RCDSO QA Program: Category 1 (Core) Course **Ticketed Event**
Fee: \$20

Please note that continuous full-day sessions must be attended in their entirety (AM and PM) – partial credits will not be allocated for attending only one portion of a continuous full-day session.

A Partial Course on Partial Dentures



Nader Sharifi, DDS, MS

Learn how to fabricate high-quality removable partial dentures. This course is entirely based upon clinical materials and techniques to deliver esthetic, comfortable RPDs. New materials, methods and knowledge provide dentists with the opportunity to fabricate lifelike full mouth reconstructions that just so happen to be removable. Participants review state-of-the-art procedures for impression making to ensure simple, easy results in a clinical setting. Improve your partial denture confidence and success with a complete understanding of clasp design. Simplify your partial denture framework designs with basic rules that can always apply – always. Participants will learn about esthetic “clasplless” partial designs, as well as attachments and their alternatives.

Learning Objectives:

- Differentiate the simple impression techniques for RPD frameworks and compare various clasp design options for the free-end saddle RPD
- Learn numerous variations of framework design to increase esthetics and clarify the areas of success and pitfalls associated with attachments
- Understand the option of the walking functional impression technique, and patient evaluation, record collection, prosthesis delivery and occlusal design are reviewed in another half-day program on complete dentures

Session Code: F-212
Time: 9:30 am – 12:00 pm
Type: Lecture
Audience: Dentist; Dental Technologist
RCDSO QA Program: Category 2
Fee: Free

Can We, Should We, How Do We Do It? Invisalign: The Myth and Mystique!



Frederick Murrell, BSc, DDS, Cert.Ortho., MSc

Once over a period of time there are paradigm shifts in a profession. For example, gold-amalgam-resin restorations in dentistry. We are in such a shift today in the provision of orthodontic treatment. Conventional bracket/wire treatment is now shifting to a world where plastic trays are providing the required orthodontic tooth movement. This shift is becoming an important factor and will only increase in the foreseeable future. The evolution of treatment demands that we, as practitioners, understand and respect the process of plastic tray tooth alignment.

Learning Objectives:

- Learn to identify which cases can be or should not be treated with Invisalign
- Gain the confidence in knowing Invisalign will/can work
- Learn a new way to “skin a cat” – there are times when conventional braces are not acceptable – and expand your knowledge base

Session Code: F-214
Time: 2:00 – 4:30 pm
Type: Lecture
Audience: Dentist; Dental Hygienist; Dental Assistant
RCDSO QA Program: Category 2
Fee: Free

Something Old, Something New: Partial Dentures and Attachments



Nader Sharifi, DDS, MS

Using clinical materials and techniques to deliver esthetic, comfortable RPDs with the addition of attachments and crowns can be overwhelming. We'll take the old RPD and improve it with a clear understanding of how attachments interact with impression making and framework design to ensure clinical success. This hands-on workshop includes clinical procedures for impression techniques and attachment pick up. Fabrication of a patient education model that participants keep and take home makes this an excellent course option.

Learning Objectives:

- Experience a hands-on technique to show how impressions for RPD framework impact and simplify success
- Complete a hands-on intraoral attachment pick up technique that reduces clinical risk
- Understand necessary modifications to complete combination fixed/removable prosthetic rehabilitations

Session Code: F-213
Time: 2:00 – 4:30 pm
Type: Workshop (Capacity: 30)
Audience: Dentist; Dental Technologist
RCDSO QA Program: Category 2 (1 Bonus Point) **Ticketed Event**
Fee: \$420

Functional Esthetics



Christopher Hooper, DDS

This is a must-attend course for any dentist wishing to take his or her practice to the next level. A high-energy presentation will keep your attention until the very end. Participants will be able to integrate many of the topics and principles immediately into their practices. This course will not only teach the mechanics of predictable esthetics, but will also give participants the confidence to present complex treatment plans to patients and, yes, get answers!

Learning Objectives:

- Smile design; Diastema closure; Anterior restoration selection: from preparation to cementation and how to choose the perfect shade
- Preparation review and bur selection; Veneers versus full coverage; Retraction: cord, electrosurgery, expasyl, access edge, 3M; Impressioning: Impregum versus PVS and Captek, Empress, Procera, LAVA, Emax, Bruxzir
- Cementation versus bonding; Direct composites: Filtek Supreme Ultra; Mutually protected occlusion and posterior ceramic and resin inlays and onlays

Session Code: F-215
Time: 9:30 am – 12:00 pm **Continuous 2:00 – 4:30 pm**
Type: Lecture
Audience: Dentist; Dental Hygienist; Dental Assistant
RCDSO QA Program: Category 2
Fee: Free

Please note that continuous full-day sessions must be attended in their entirety (AM and PM) – partial credits will not be allocated for attending only one portion of a continuous full-day session.

Dentistry's Role in the Mass Disaster Scenario/Child Abuse and Intimate Partner Violence Recognition



Anthony Cardoza, DDS, DABFO

In this lecture, Dr. Cardoza will cover the evolution of mass disaster management from the perspective of forensic dentistry. Learn how forensic dentists have participated in events such as commercial airline crashes, tsunamis, hurricanes and wildfires. See how the postmortem record collection has evolved from analog to digital along with the integration of dental postmortem software programs. Also, as dental health-care professionals, you are mandated by law to report patients you suspect have signs or symptoms of physical abuse. These patients may be children, adults or the elderly. The law assumes that you have had training in recognition of signs of abuse and if you have not, the law requires you to become educated on the subject. This course will familiarize you with what those signs may be, as well as discuss what your reporting duties are and how to properly file a report if you do, indeed, suspect a patient has been abused.

Learning Objectives:

- Recognize the use of dental records in a mass disaster
- Understand the role of the forensic dentist in a mass fatality
- Recognize signs and symptoms of physical abuse and what your reporting duties are for a physically abused patient

Session Code: F-216
Time: 9:30 am – 12:00 pm
Type: Lecture
Audience: Dentist; Dental Hygienist; Dental Assistant; Office Personnel
RCDSO QA Program: Category 2
Fee: Free

21st Century Laser-Assisted Dentistry



Anthony Cardoza, DDS, DABFO

This presentation will contrast the daily challenges faced in the conventional delivery of a variety of dental procedures against the solutions offered through laser-assisted dentistry. This lecture is for the dentist/dental hygienist and covers various laser applications. These general applications include cavity preparations, various soft tissue procedures, endodontic preparation, and bony procedures such as crown lengthening and tori reduction. In addition, laser dental hygiene applications will be discussed as well. Examples of these procedures, using both the diode laser and the hard tissue laser, will be shown.

Learning Objectives:

- Understand basic laser safety and physics
- Learn clinical applications of dental hard and soft tissue lasers
- Learn common laser dental hygiene applications.

Session Code: F-217
Time: 2:00 – 4:30 pm
Type: Lecture
Lecture is a pre-requisite to the workshop on Saturday, May 7
Audience: Dentist; Dental Hygienist
RCDSO QA Program: Category 2
Fee: Free
Sponsored By: For better dentistry



Ridge Splitting: Expand Your Dental Implant Horizons



Ian Erwood, DDS, BSc

Dentists are often faced with the challenge of a deficient volume of bone when considering dental implants as part of the patient's restorative treatment plan. The Alveolar Ridge Splitting technique creates sufficient space for the placement of implants while preserving the integrity of the periosteal-endosteal envelope that protects bone.

Learning Objectives:

- Describe the anatomy necessary to successfully perform the Alveolar Ridge Splitting technique
- Understand the differences between various techniques to ridge split
- Treatment plan Alveolar Ridge Splitting into your dental implant cases

Session Code: F-218
Time: 10:00 am – 12:30 pm
Type: Lecture
Lecture is a pre-requisite to the afternoon workshop
Audience: Dentist Only
RCDSO QA Program: Category 2
Fee: Free
Sponsored in part by:

Ridge Splitting: Expand Your Dental Implant Horizons Hands-on



Ian Erwood, BSc, DDS

This workshop will allow clinicians to become familiar with Alveolar Ridge Splitting techniques. Guidelines will be discussed to incorporate this technique into your own practice. Simulated models and instruments will be used to perform these techniques in conjunction with dental implant placement. Appropriate informed consent will also be discussed. Each clinician is welcome to bring one dental assistant to the course.

Learning Objectives:

- Understand the Alveolar Ridge Splitting technique
- Perform the Alveolar Ridge Splitting technique
- Diagnose situations where the Alveolar Ridge Splitting can be utilised

Session Code: F-219
Time: 2:30 – 5:00 pm
Type: Workshop (Capacity: 20)
Morning lecture is a pre-requisite to the workshop
Audience: Dentist Only
RCDSO QA Program: Category 2 (1 Bonus Point) **Ticketed Event**
Fee: \$420
Workshop materials sponsored by:

WHMIS Program: A Guide for Dental Practices



Neil McDermott, MSc, CRSP, CIH

WHMIS has changed and your dental practice is required to comply. Many dental practices are not ready for a potential MOL inspection. This session will review the changes and provide your dental practice with the necessary information to comply with the new requirements.

Learning Objectives:

- Basics of WHMIS
- What has changed
- How to comply with the new WHMIS legislation

Session Code: F-220
Time: 2:30 – 5:00 pm
Type: Lecture/Workshop (Capacity: 75)
Audience: Dentist; Dental Hygienist; Dental Assistant; Office Personnel; Dental Technologist
RCDSO QA Program: Category 1 (Core) **Ticketed Event**
Fee: \$90

More Things You Didn't Learn in Dental School



James Lichon, RPh, DDS, CLM

In spite of impressive technological advances in the field of medicine, heart disease remains the leading cause of death in the United States. More than one in three of our adult patients have one or more types of heart disease and it is the most common medical condition that dental professionals confront. Through a concise and understandable review of cardiovascular disease, supplements and more, you can make immediate powerful and practical practice changes that will improve your life and the life of your patients. I blend my own personal experience with cutting edge research to carry maximum relevance for the attendees.

Learning Objectives:

- Treating patients with coronary artery disease, stroke or who have had open heart surgery or stents
- Prescribing the preferred antibiotics and pain medications, and the new findings on aspirin, ibuprofen, and Tylenol
- Information on supplements, vitamins, and the effects of nutrition and physical activity on cardiovascular disease and cancer

Session Code: F-222
Time: 10:00 am – 12:30 pm **Continuous** 2:30 – 5:00 pm
Type: Lecture
Audience: Dentist; Dental Hygienist; Dental Assistant; Office Personnel; Dental Technologist
RCDSO QA Program: Category 2
Fee: Free

Please note that continuous full-day sessions must be attended in their entirety (AM and PM) – partial credits will not be allocated for attending only one portion of a continuous full-day session.

How to Steal From a Dentist



David Harris, MBA, CPA, CMA, CFE, CFF

Using his company's extensive case files as teaching tools, "dental embezzlement guru" David Harris will provide insight into how to deal with embezzlement that is simply unavailable elsewhere.

Learning Objectives:

- Why embezzlement happens
- The limits of conventional protection strategies
- What really works to control embezzlement

Session Code: F-221
Time: 9:30 am – 12:00 pm **Repeated** 2:00 – 4:30 pm
Type: Lecture
Audience: Dentist Only
RCDSO QA Program: Category 3
Fee: Free

Why Dentists Should Be Concerned About the Antimicrobial Resistance Crisis and What Can We Do About It



Susan Sutherland, DDS, MSc



Nicholas Makhoul, DMD, MD, FRCD(C), Dip ABOMS., FACS



David Patrick, MD, FRCPC, MHSc



Andrew Morris, MD, SM, FRCPC

Imagine a world in which we, both as practitioners and patients, no longer have effective antimicrobial drugs at our disposal to fight infections of any kind. Antimicrobial resistance is considered a pressing international public health problem and is associated with increased morbidity, mortality and healthcare costs. Antibiotic consumption is recognized as the primary cause of emerging resistance, and some of the increase in resistance is directly attributed to the indiscriminate or poor use of antibiotics. Dentists currently prescribe approximately 10 percent of all antibiotics dispensed to humans in Canada. This panel discussion will present the most up-to-date information on the looming crisis in antimicrobial resistance, explore the role of dentistry in contributing to this issue, and propose a collaborative strategy between medicine and dentistry to shepherd antibiotic stewardship in Canadian dentistry.

Learning Objectives:

- To discuss the looming crisis of antimicrobial resistance
- To review the evidence underpinning antibiotic prophylaxis and other common uses of antibiotics in dentistry
- To explore the role of dentistry in contributing to antimicrobial resistance and suggest strategies for the future

Session Code: F-223
Time: 9:30 am – 12:00 pm **Repeated** 2:00 – 4:30 pm
Type: Lecture
Audience: Dentist Only
RCDSO QA Program: TBC
Fee:

The Mysterious Mole – Spotting These Spots Could Save Your Patient’s Life!



Shannon Nanne, RDH

We are experts in our field in recognizing abnormalities, providing patients education, prevention, early detection and prompt treatment. But what happens when we see a mole on a patient’s face, lip, eye or skin that keeps getting bigger every time we see them? Do you bring it to their attention? Between two and three million non-melanoma skin cancers and 132,000 melanoma skin cancers occur globally each year. This course will make you aware of the difference between “normal” and what could be “abnormal.” Do you see the tanning bed goddesses? What is UVA and UVB radiation, really? What number of sunscreen is absolutely necessary? By the end of this course you will have the knowledge to quite possibly save a life!

Learning Objectives:

- Identify the difference between ordinary moles and dysplastic nevi and know how to proactively screen for skin cancers
- Proactively screen for skin cancers, recognizing the clinical signs of malignant melanoma, basal cell and squamous cell carcinoma
- Identify oral melanoma and understand how to do a proper oral cancer exam, while informing cancer patients on oral side-effects of treatment

Session Code: F-224
Time: 10:00 am – 12:30 pm
Type: Lecture
Audience: Dentist; Dental Hygienist; Dental Assistant
RCDSO QA Program: Category 3
Fee: Free

What’s the Dry Idea? Caring For Those Patients With Xerostomia



Shannon Nanne, RDH

Xerostomia is a serious condition that’s annoying, uncomfortable and sometimes goes unnoticed. It can affect your patient’s quality of life while speaking, eating or trying to sleep, damage the hard and soft tissues of the mouth, and present a clinical challenge. It is estimated that one in four of your patients suffer from this terrible affliction. Xerostomia is more common in the older adult population but is not necessarily an inevitable part of aging. This course will turn you into a dry mouth superhero! You will be able to teach patients reasons why they suffer from dry mouth, intraoral problems associated with it, and the options available to make your patients more comfortable managing their symptoms.

Learning Objectives:

- Discuss the causes of xerostomia and understand the components and functions of saliva
- List the oral and non-oral symptoms and explain the clinical signs of salivary gland hypo-function
- Discuss management options for educating patients and improving their quality of life

Session Code: F-225
Time: 2:30 – 5:00 pm
Type: Lecture
Audience: Dentist; Dental Hygienist; Dental Assistant;
RCDSO QA Program: Category 3
Fee: Free

Treating and Preventing Peri-Implant Disease



Michael Cwiklinski, DMD, MSEd

Dental implants have been successfully placed and restored for many years now but despite their longevity as a treatment option, peri-implant disease is still occurring and even rising. As more implants are placed, dentists have a much greater chance of dealing with it in their own patients. This course is designed to help dentists and hygienists better understand it in hopes of offering prevention and treatment to everyone’s benefit.

Learning Objectives:

- Understand the etiology of peri-implant disease
- Discuss ways to prevent peri-implant disease from occurring
- Review non-surgical and surgical treatment and when to apply each

Session Code: F-226
Time: 10:00 am – 12:30 pm
Type: Lecture
Audience: Dentist; Dental Hygienist
RCDSO QA Program: Category 2
Fee: Free

Dental Implant Maintenance



Michael Cwiklinski, DMD, MSEd

You look over the chart for your first patient of the day and realize they have a full reconstruction on the maxilla entirely of dental implants. How do you care for this patient and his complex needs? What about a single anterior implant? Do you probe? Scale? With what? When examining the patient, just what constitutes a healthy implant? With dental implants becoming a common feature in patient populations, the goal of this course is to empower hygienists to feel comfortable in treating them in their practice.

Learning Objectives:

- Understand dental implants and how they fit into our concepts of periodontal health and disease
- Review clinical protocols for examining and treating implants in various states of health in a maintenance program
- Learn when further intervention is needed and options available

Session Code: F-227
Time: 2:30 – 5:00 pm
Type: Lecture
Audience: Dentist; Dental Hygienist
RCDSO QA Program: Category 2
Fee: Free

Antibiotics In Dentistry



Robert Fazio, DMD

The dentist is called upon to prescribe an antibiotic almost daily. It may be to treat a simple localized infection in the oral cavity to complement simple debridement. It may be an infection which has involved distant head and neck structures.

A spreading infection such as this demands a maximum spectrum antibiotic. Also, there are a myriad of potential demands for antibiotic prophylaxis prior to the dental procedure. The dentist must understand all of these topics in detail. Other medical diseases and medications can also markedly affect the dentists' choices.

Learning Objectives:

- Develop an algorithm for choosing antibiotics for a localized or a spreading infection
- Understand when antibiotic prophylaxis is mandatory, optional or discouraged
- Recognize the medical diseases and treatment drugs which complicate the dentist's selection of antibiotics

Session Code: F-228
Time: 10:00 am – 12:30 pm
Type: Lecture
Audience: Dentist; Dental Hygienist; Dental Assistant
RCDSO QA Program: TBC
Fee:

Medicine, Dentistry and Drugs



Robert Fazio, DMD

This chairside friendly course is for clinicians. It is a followup to the "antibiotics in dentistry" course. The dentist is faced with many patients with a myriad of medical diseases and physician-prescribed medications to treat those diseases.

This course will explore the options available for selecting analgesics, local anesthetics and other commonly used drugs in the dental practice beyond a review of the antibiotic algorithms. Among the topics discussed will be the dental management of the patient with diabetes mellitus and hypertension, the patients utilizing the four common anticoagulants, the pregnant patient, the nursing mother and more.

Learning Objectives:

- Develop an algorithm for selecting analgesics for the dental patient
- Develop an algorithm for choosing local anesthetics in the face of other patient medications
- Understand the dental management considerations in the face of specific medical disease and the medications taken by the patient

Session Code: F-229
Time: 2:30 – 5:00 pm
Type: Lecture
Audience: Dentist Only
RCDSO QA Program: TBC
Fee:

Pacific Dental Conference

in conjunction with the Canadian Dental Association

March 17-19, 2016
Vancouver, BC

*Inspiring program
Fantastic networking
Unforgettable location!*

Featured Speakers

 John Maggio <i>Prevention/Diagnosis RCDSO – Category 1 Core Courses</i>	 Sonia Lezly <i>Implants Live Dentistry Stage</i>	 Samson Ng <i>Oral Medicine/ Oral Pathology</i>
Derek Hein Damon Adams Jeff Coil Sergio Kuttler John West Joel Epstein Robert Fazio Alex Fleury David Galler Theresa Gonzales	Jo-Anne Jones Samuel B. Low Tieraona Low Dog Kate O'Hanlan Hardy Limeback Judy Kay Mausolf Tricia Osuna Shannon Pace Brinker Andre Chartrand Marc Robert	Charles Shuler Meg Soper Bethany Valachi Timothy Caruso Stephen Wagner Cathia Bergeron Laurie St. Pierre Nancy Adair Lou Graham Manor Haas

Complete speaker roster available at pdconf.com

Your PDC Registration Includes:

- ✿ A varied selection of open sessions and hands-on courses where you can earn up to 20 hours of continuing education credits
- ✿ Lunch and reception beverages while you explore the over 300 exhibiting companies

More Reasons to Join Us:

- ✿ Fun social events for you and your team – don't miss our Celtic Celebration on March 17th
- ✿ **SPRING BREAK!** Make the PDC part of your plans. Visit the website for great ideas for you and your family while you are in BC

Online registration and program information at....

www.pdconf.com


IN CONJUNCTION WITH


The Four S's of Optimal Aging: Sex, Sleep, Stress and Social Networks



Barbara Steinberg, DDS

Dr. Steinberg will present the impact of sex, sleep and stress on disease and aging. The importance of social networks, optimism and laughter, and their benefit to successful aging, will also be discussed. In a fun and entertaining format, participants will gain an understanding of what is involved to age well.

Learning Objectives:

- Discover the commonalities of successful aging and disease prevention
- Discuss the impact of sex, stress reduction and sleep in maintaining a healthy life
- Understand how laughter, optimism and strong social networks create the healthiest lifestyles

Session Code: F-230
Time: 10:00 am – 12:30 pm
Type: Lecture
Audience: Dentist; Dental Hygienist; Dental Assistant; Office Personnel; Dental Technologist
RCDSO QA Program: Category 3
Fee: Free

Medical Update for the Dental Team



Barbara Steinberg, DDS

Providing oral health-care for medically complex patients in today's rapidly changing medical environment is a daunting responsibility. Dr. Steinberg will discuss the role of the dental team in treating patients with common disorders. The most current recommendations for antibiotic prophylaxis (heart, total joint replacements, etc.) are presented. Discussion will lend itself to prevalence, risk factors, prevention and treatment of heart disease and osteoporosis and other medical conditions. Medication-related osteonecrosis of the jaw will be addressed.

Learning Objectives:

- Update on recommendations for antibiotic prophylaxis as per the American Heart Association and the American Academy of Orthopaedic Surgeons
- Prevalence, risk factors, prevention and treatment of heart disease and osteoporosis, etc.
- Psychological, medical and dental issues associated with eating disorders

Session Code: F-231
Time: 2:30 – 5:00 pm
Type: Lecture
Audience: Dentist; Dental Hygienist; Dental Assistant; Office Personnel; Dental Technologist
RCDSO QA Program: Category 2
Fee: Free

CSI – Compliance, Safety and Inspections Can Your Practice Survive?



Blake Clemes, BA, DDS

This course covers the legal requirements of the Occupational Health and Safety Act (OHSA) and associated regulations as they apply to the dental office for both employers and employees. This course includes the Occupational Health and Safety Act (OHSA), Workplace Hazardous Materials Information System (WHMIS), Ministry of Labour inspections, workplace violence and harassment, X-ray safety, musculoskeletal disorders (MSD), anesthetic gases, relevant regulations regarding eyewash stations and safety engineered needles and various required forms.

Learning Objectives:

- To know what health and safety laws and regulations to apply in the dental office
- To know what steps need to be taken for employers and employees to be compliant
- To have the tools needed to be compliant and pass an inspection

Session Code: F-232
Time: 10:00 am – 12:30 pm **Continuous 2:30 – 5:00 pm**
Type: Lecture
Audience: Dentist; Dental Hygienist; Dental Assistant; Office Personnel; Dental Technologist
RCDSO QA Program: Category 1 (Core) Course **Ticketed Event**
Fee: \$20

Please note that continuous full-day sessions must be attended in their entirety (AM and PM) – partial credits will not be allocated for attending only one portion of a continuous full-day session.

Restorative Materials: Why Is This So Confusing?



Charles Wakefield, DDS, MAGD, ABGD

This course will clarify the confusing array of restorative materials, including which one to use in varying clinical situations and clinical tips. Topics covered will include light curing, composites, adhesives, glass ionomers, xerostomia, matrix systems and luting agents. Current trends and solutions for commonly encountered clinical problems will be discussed.

Learning Objectives:

- Is selecting an adhesive system that important?
- How to make composite restorations lifelike with the perfect interproximal contacts
- Post-operative sensitivity – why does this occur and how can I avoid it?

Session Code: F-233
Time: 9:30 am – 12:00 pm
Type: Lecture
Lecture is a pre-requisite for the PM workshop
Audience: Dentist; Dental Assistant
RCDSO QA Program: Category 2
Fee: Free

Custom Direct Composite Restorations



Charles Wakefield, DDS, MAGD, ABGD

In this workshop, participants will learn how to make outstanding lifelike composite restorations quickly using shades, instrumentation and the latest light curing unit. Class I composites will be placed using new SonicFill technology. Class II composites will be accomplished creating the ideal interproximal contacts every time. Class IV composites and anterior composite veneers will be practiced that will rival porcelain restorations. Simplified finishing and polishing techniques will be illustrated, as well as tips on how to avoid post-operative sensitivity.

Learning Objectives:

- Learn properties of composites that must be considered in selection of materials
- Practice the new SonicFill composite placement techniques
- Learn to master the perfect interproximal contact every time

Session Code: F-234
Time: 2:00 – 4:30 pm
Type: Workshop (Capacity: 30)
Audience: Dentist
RCDSO QA Program: Category 2 (1 Bonus Point) **Ticketed Event**
Fee: \$420

Dental Recordkeeping – Back to Basics



Michael Gardner, DDS



Greg Anderson, DDS



Helene Goldberg, BA, DDS

Professional, ethical and legal responsibilities require that a complete chart and record documenting all aspects of each patient's dental care be maintained. A detailed chart accurately records the patient's dental condition when first presenting at the office, assists and supports a proper diagnosis and treatment planning, and provides a clear description of the patient's ongoing care. Good records are also the dentist's best defence in the event of a formal complaint or lawsuit. In this presentation, RCDSO representatives offer guidance and practical advice in understanding the dental recordkeeping requirements in Ontario.

Learning Objectives:

- Understand and appreciate the reasons for keeping good patient records
- Describe the requirements for various components of a complete chart
- Identify problem areas and take advantage of helpful tips to keeping better patient records

Session Code: F-235
Time: 2:00 – 4:30 pm
Type: Lecture
Audience: Dentist Only
RCDSO QA Program: Category 1 (Core) Course **Ticketed Event**
Fee: \$20

Current Concepts in Non-Surgical Periodontal Therapy



Leah MacPherson, RDH, BS, MHP

This is a course for oral health-care providers interested in an update in non-surgical periodontal therapy. This course will review the literature concerning periodontal risk factors, and how to use the information to assess patients for risk versus treating disease. We will review the host response and the cascade of events that occur in periodontitis, as well as highlight some of the periodontal and systemic connections.

Learning Objectives:

- Review the various types of periodontal conditions, microbiology and their treatment
- Determine a patient's level of periodontal risk
- Discuss the host response and the cascade of events that occur during periodontal disease in understandable terms

Session Code: F-236
Time: 9:30 am – 12:00 pm
Type: Lecture
Audience: Dentist; Dental Hygienist
RCDSO QA Program: Category 3
Fee: Free

Periodontal Updates for the Dental Hygienist



Leah MacPherson, RDH, BS, MHP

This workshop is intended for the dental hygienists interested in an update on non-surgical periodontal therapy. Treatment of the periodontal patient begins with a proper understanding of their condition. The various types of periodontal conditions, their microbiological profile and their implications on treatment will be addressed. This presentation will include literature concerning periodontal risk factors, and how to use the information to assess patients for risk. Discussions will include the host response and the cascade of events that occur in periodontitis, as well as highlight some of the periodontal and systemic connections.

Learning Objectives:

- Review the various types of periodontal conditions, microbiology and their treatment
- Assess a patient's periodontal condition using clinical attachment levels, bone loss and health history
- Determine a patient's level of periodontal risk

Session Code: F-237
Time: 2:00 – 4:30 pm
Type: Workshop (Capacity: 20)
Audience: Dentist; Dental Hygienist
RCDSO QA Program: Category 3 (1 Bonus Point) **Ticketed Event**
Fee: \$75

Implant Dentistry and Oral Surgery: Frequently Asked Questions



Lesley David, DDS, DipOMFS, FRCD(C)

This course will review various clinical situations that practitioners face in general practice. Various implant dentistry and oral surgery topics will be reviewed to facilitate appropriate management of patients. Among the topics to be discussed are dental infections, paresthesia, socket management and dental extractions. Patient communication and education will also be highlighted as it is critical to patient care. In particular, case acceptance and overall success in implant treatment depends on appropriate patient education and, as such, a thorough understanding on the part of the clinician. This seminar will review the options and realities of various implant solutions such as bone grafting, the sinus lift procedure, immediate loading, and graftless implant rehabilitation.

Learning Objectives:

- Understand when graftless implant solutions and immediate loading are possible
- Communicate and understand what patients actually undergo when having implant surgery and any associated surgery (i.e., soft /hard tissue grafting)
- Review how to easily and confidently manage various oral surgery scenarios in daily practice

Session Code: F-239
Time: 10:00 am – 12:30 pm **Continuous** 2:30 – 5:00 pm
Type: Lecture
Audience: Dentist Only
RCDSO QA Program: Category 2
Fee: Free

Please note that continuous full-day sessions must be attended in their entirety (AM and PM) – partial credits will not be allocated for attending only one portion of a continuous full-day session.

But Aren't They Just Baby Teeth?



Greg Psaltis, DDS

You've heard these words and can't help thinking, "Another ignorant parent." They aren't really ignorant – they're working from old beliefs or experiences. The ability to answer common questions ensures better understanding of the pediatric dental issues and creates more trust. This program covers questions routinely heard from parents of pediatric patients and covers a broad spectrum of topics. Included are primary anterior trauma, stainless steel crowns, "rotten teeth," timing of initial examinations and more.

Learning Objectives:

- Understand timing and rationale of first dental examination for children
- Know how to handle primary tooth trauma situations
- Discover the simplicity of placing stainless steel crowns

Session Code: F-240
Time: 9:30 am – 12:00 pm
Type: Lecture
Audience: Dentist; Dental Hygienist; Dental Assistant; Office Personnel
RCDSO QA Program: Category 2
Fee: Free

To "B" or Not to "B"



Greg Psaltis, DDS

Have you ever wondered why pediatric dentists love their work? Can you imagine seeing nothing but children all day? For some, this may sound like your worst nightmare.

Attend this engaging and informative course and discover simple keys to unlocking the best-kept secret in dentistry – the joy of children. Learn how to communicate with children and their parents. Discover how to help gaggers, needle-phobics and other challenges. Audience participation enhances the understanding of the child's dental experiences and teaches in a more profound way than any lecture can. Understanding parents and creating effective guidelines for them are also discussed.

Learning Objectives:

- Understand appropriate terminology
- Learn how parents can be helpful and your best promotional tools
- Create a schedule that will optimize success with young patients

Session Code: F-241
Time: 2:00 – 4:30 pm
Type: Lecture
Audience: Dentist; Dental Hygienist; Dental Assistant; Office Personnel
RCDSO QA Program: Category 2
Fee: Free

Producing Peak Performance



Joe Dillon, Author

As a dental professional, achieving peak performance and delivering the highest quality of care to your patients is paramount, and performing at your best requires you to be in the best health you can be. We all want to be our best. We all want to help our patients achieve optimal dental health, as well as overall health. And we all want our practice to be the best and the most profitable it can be. As you know, inflammation is a central issue in all aspects of health, and especially in dental health. Scientists agree that inflammation is a major cause of degenerative disease. People with the least inflammation have the least degenerative disease. Did you know that we each have nearly 100 percent control over the level of inflammation in our body, and can measure this empirically? By applying safe, proven and effective lifestyle habits, we can achieve a "straight A" report card in 90 days. And, in the process, many of our inflammation related problems will disappear. Drug-free.

Learning Objectives:

- Learn the foundation of a peak performance lifestyle: sound nutrition. The food you eat is the fuel for your body and all its cells
- Learn what foods will balance your blood sugar, manage your insulin, burn body fat, reduce inflammation and enhance your lean body mass
- Learn about the most cutting-edge and recent studies out there, regarding all aspects of health, exercise, supplementation and nutrition

Session Code: F-242
Time: 10:00 am – 12:30 pm
Type: Lecture
Audience: Dentist; Dental Hygienist; Dental Assistant; Office Personnel; Dental Technologist
RCDSO QA Program: Category 3
Fee: Free

Thriving in Stressful Times



Joe Dillon, Author

Joe Dillon's seminar "Thriving in Stressful Times" provides safe, effective ways to eliminate stress. Most of us would agree that we live in increasingly stressful times. Joe teaches you the secrets of effective stress management. And, in the process, you will learn how to thrive. To thrive means to be at your best; to lead more effectively; to have healthier, more productive employees; to make more money. Throughout his life, Joe experienced many stressful situations (being in combat, high pressure jobs and extensive traveling, to name a few), but he learned how to thrive in even the most demanding of circumstances. Joe will share with you scientific evidence and practical insights that will produce net-positive results in your life. Get a handle on your stress today. Be happier, healthier, more productive, and thrive as a result.

Learning Objectives:

- Learn how to eliminate stress in your life, ramp up your energy, and reduce body fat (a symptom of distress) with no hunger, and no cravings
- Achieve perfect cholesterol and blood pressure, eliminate depression, improve your mental acuity, fall asleep easily and sleep soundly
- Increase strength and tone, get into your best aerobic shape ever, and eliminate the stress of aging, in just 30 minutes, three times per week

Session Code: F-243
Time: 2:30 – 5:00 pm
Type: Lecture
Audience: Dentist; Dental Hygienist; Dental Assistant; Office Personnel; Dental Technologist
RCDSO QA Program: Category 3
Fee: Free

Women and Time: Setting a New Agenda



Rhonda Savage, DDS, CSP

Work, life and family choices: what percentage of your time is spent on your goals versus other's? Your time is precious. Are you happy with your work-life integration? This course will be about defining your goals. You'll also learn lasting methods that you can implement in your practice, restructuring areas that will help you with the life that you want. It's impossible to really "balance" it all. But you can make changes, because the path is yours. Is it time for a mind shift? I believe that work isn't what you do or where you go. It's what you produce, the problems you solve and the things you create. It's how you use your skills and your smarts.

Learning Objectives:

- Goal setting and clearly defined values
- Staffing: getting it right and keeping it right, and leadership verbal skills
- Time management: the art of delegation and accountability and efficient systems

Session Code: F-244
Time: 10:00 am – 12:30 pm **Continuous** 2:30 – 5:00 pm
Type: Lecture
Audience: Dentist; Dental Hygienist; Dental Assistant; Office Personnel
RCDSO QA Program: Category 3
Fee: Free

Please note that continuous full-day sessions must be attended in their entirety (AM and PM) – partial credits will not be allocated for attending only one portion of a continuous full-day session.

Friday, May 6, 2016

DAY # 1

Human Cadaver Hands-on Exercises for Implantology



Mark Lin, BSc, DDS, MSc (Prosthodontics), FRCD (C)

Implant dentistry is a prosthetically driven discipline with a surgical component. Once the treatment plan has been confirmed with the final implant prosthetic goal in mind, vital surgical principles must be followed to optimize clinical surgical success. Various surgical principles in implant dentistry should be meticulously executed in order to optimize clinical outcomes. Review of the anatomical danger zones and surgical parameters in implant dentistry will optimize clinical success rates. Case selection differentiation between simple versus advance cases can also decrease the stress and improve clinical prognosis and success rates for our patients. Various surgical principles and techniques will be reviewed in detail to enhance the surgical prognosis for the implant cases. Anatomical review of all vital structures and intraoral danger zones for each zone of the mouth: maxillary anterior, maxillary posterior, mandibular anterior and mandibular posterior.

Learning Objectives:

- Goals of implant surgery that is biological and prosthetically driven. Soft tissue considerations for flap design and suturing techniques
- Basic implant osteotomy preparations and implant placement. Socket preservation for future implant recipient site
- Guided bone regeneration for exposed implant threads. Ridge splitting concepts for adequate width expansion technique

Saturday, May 7, 2016

DAY # 2

Learning Objectives:

- Osteotome osteotomy preparation for width expansion technique. Immediate extraction and implant placements in anterior and posterior zones
- Indirect sinus grafting with various techniques. Various grafting options for deficient implant recipient sites for vertical or horizontal
- Surgical complications in implant dentistry

Session Code: FS-400
Friday, May 6
Time: 9:30 am – 12:00 pm **Continuous** 2:00 – 4:30 pm
Saturday, May 7
Time: 8:30 – 11:00 am **Continuous** 12:30 – 3:00 pm
Type: Lecture/Workshop (Capacity: 50)
Audience: Dentist Only
RCDSO QA Program: Category 2 (1 Bonus Point) **Ticketed Event**
Fee: \$3,350.00

Please note: This is a two-day continuous course. Participants must register by midnight on April 4

Please note that continuous full-day sessions must be attended in their entirety (AM and PM) – partial credits will not be allocated for attending only one portion of a continuous full-day session.

Sponsored in part by:



Follow us on



www.twitter.com/ODA_ASM

Like us on



www.facebook.com/ODA.ASM

55

The Science of Dental Fear



Larry Sangrik, DDS

Research indicates that an overwhelming percentage of patients find dental care to be an anxiety-producing experience. At the same time, dentists and dental teams are frustrated when techniques that comfort one patient backfire on another. This course explores the underlying types of dental fear and the impact on a patient's personality. Skills to identify these fears and alternatives to treat the patient's fears will be discussed.

Learning Objectives:

- Learn the four types of dental fear
- Understand the influence of personality style on patient's behavior
- Appreciate the importance of a patient's fear on treatment planning and case acceptance

Session Code: S-300
Time: 8:30 – 11:00 am **Continuous** 12:30 – 3:00 pm
Type: Lecture/Workshop (Capacity: 100)
Audience: Dentist; Dental Hygienist; Dental Assistant; Office Personnel
RCDSO QA Program: Category 2 **Ticketed Event**
Fee: \$35

Please note that continuous full-day sessions must be attended in their entirety (AM and PM) – partial credits will not be allocated for attending only one portion of a continuous full-day session.

"Molehill" Your Mountains – Dealing Positively With Change



C.J. Calvert, Author

It has been said that the one constant in life is change. When change brings about opportunity, promotion and prosperity, it can be a very positive experience. But for many people, these uncertain economic times have brought frustration and anxiety instead. C.J. Calvert has traveled across Canada this past decade meeting with thousands of people facing the tremendous stresses and changes that the economic downturn has brought. And his heartfelt, humorous and powerful message is this: You can find opportunity when you face a setback. You can transform a losing situation into a winning streak.

Learning Objectives:

- Learning why people react differently in "stressful" situations, and the power of perception
- Discovering the secret to managing your frustration and anxiety
- Understanding your change personality "style" and specific strategies to cope during stressful times

Session Code: S-301
Time: 8:30 – 11:00 am
Type: Lecture
Audience: Dentist; Dental Hygienist; Dental Assistant; Office Personnel; Dental Technologist
RCDSO QA Program: Category 3
Fee: Free

Living By Design – How to Achieve Work/Life Balance



C.J. Calvert, Author

Winning in our careers can't be done at the expense of our health. Winning in relationships can't be at the expense of our finances. If we give all of our time and energy to everyone else, what remains so that we may recharge our own batteries? It seems that if we neglect any one area in our lives, we invite disaster in every area. But with so much to do and so little time, is it possible to find any room in our schedule to catch our breath? C.J. Calvert knows this story personally. In 2002, after facing career burnout from working 105 hours a week for three straight years, he stepped back from his career to begin asking some tough questions about how to live an exceptional life. From those answers, this groundbreaking seminar was born. He will challenge you to outline your priorities, honestly assess where improvement can be made, and help you explore insights and strategies to permanently bring balance to your life!

Learning Objectives:

- Participants will learn to define what might be "missing" from their lives
- Participants will discover their subjective recipe for balance
- Participants will joyously create goals that will take life to the next level!

Session Code: S-302
Time: 12:30 – 3:00 pm
Type: Lecture
Audience: Dentist; Dental Hygienist; Dental Assistant; Office Personnel; Dental Technologist
RCDSO QA Program: Category 3
Fee: Free

ASM Mobile App



The ASM16 mobile app makes navigating the ASM a breeze. Search courses by day, topic or speaker.

Find exhibitors by name and product categories and locate them directly on the Exhibits Floor map.

Plus, take notes and more.

Available for download early in February 2016.

Visit www.oda.ca/asm for updates.

Transitioning Out of Your Practice



Mark McNulty,
BA, CFP®, CIM®



David Rosenthal,
BA, LLB



David Chong Yen,
CPA, CA, CFP



Bill Henderson



Bernard Dolansky,
BA, DDS, MS

Are you looking to transition out of your dental practice in preparation for a successful retirement? Whether you are two years or 15 years away from selling your practice, this seminar is for you! Our experts will guide you through the process of successfully transitioning out of your practice using a case-study approach. Using practice tips and strategies, our interactive seminar will give you all the information you need to confidently prepare for financial independence.

Learning Objectives:

- Understand how to avoid legal pitfalls and costly traps when transitioning out of your practice
- Identify key issues when transitioning out of your dental practice
- Gain practical knowledge to make informed decisions when transitioning out of your dental practice

Session Code:	S-303
Time:	8:30 – 11:00 am Continuous 12:30 – 3:00 pm
Type:	Lecture
Audience:	Dentist Only
RCDSO QA Program:	Category 3
Fee:	Free

Please note that continuous full-day sessions must be attended in their entirety (AM and PM) – partial credits will not be allocated for attending only one portion of a continuous full-day session.

Tooth Preparation: A New Twist to an Old Story



Samer Abi Nader, DMD, BSc, MSc, FRCD(C)

The objective of the course is to provide the clinician with a predictable and systematic approach that would ensure a successful restorative treatment in various situations. The theoretical component will review basic principles and highlight new concepts, as well as delineate current clinically relevant concepts of tooth preparation. The hands-on course will provide an overview of the various steps of tooth preparation for both anterior and posterior restorations. The most common errors will be presented and simulated on a selection of artificial teeth. The participants will have the opportunity to learn how to recognize and correct these errors by applying the management strategies discussed in the theoretical part of the course.

Learning Objectives:

- Understand how to optimize the clinical outcomes of failing restorations
- Provide a strategy to manage soft tissues in order to maximize health and esthetics
- Highlight the importance of communication in order to maximize the esthetics of our restorations

Session Code:	S-304
Time:	8:30 – 11:00 am Continuous 12:30 – 3:00 pm
Type:	Lecture/Workshop (Capacity: 20)
Audience:	Dentist Only
RCDSO QA Program:	Category 2 (1 Bonus Point) Ticketed Event
Fee:	\$420

Please note that continuous full-day sessions must be attended in their entirety (AM and PM) – partial credits will not be allocated for attending only one portion of a continuous full-day session.

21st Century Laser-Assisted Dentistry – Hands-on



Anthony Cardoza, DDS, DABFO

Take your practice to a higher level integrating new laser technology. This hands-on workshop is for the dentist/dental hygienist and covers various laser applications. This course is led by a certified laser dentist. This workshop covers laser applications, safety and physics. Participants will experience using lasers hands-on in a simulated periodontal environment for both soft tissue and hard tissue applications, including cavity preparation, soft tissue ablation, bone ablation and all hygiene procedures.

Learning Objectives:

- Understand basic laser safety and physics
- Learn clinical applications of dental hard tissue and soft tissue lasers
- Use the laser (hands-on) in a simulated dental hard and soft tissue environment

Session Code: S-305
Time: 8:30 – 11:00 am **Repeated** 12:30 – 3:00 pm
Type: **Workshop (Capacity: 30)**

Lecture on Friday is a pre-requisite for the workshop

Audience: **Dentist Only**
RCDSO QA Program: **Category 2 (1 Bonus Point) Ticketed Event**

Fee: **\$195**

Sponsored By: For better dentistry



Anterior Esthetics



Christopher Hooper, DDS

This lecture will focus on taking your anterior restorations to the next level. Resins, partial porcelain coverage, full porcelain coverage, and zirconia will be discussed in detail. From planning to preparation to cementation, you will gain immediate confidence with simple, practical clinical application.

Learning Objectives:

- Proper material selection
- How to establish precise length
- Luting versus bonding final restorations

Session Code: S-306
Time: 8:30 – 11:00 am
Type: **Lecture**

Audience: **Dentist Only**

RCDSO QA Program: **Category 2**

Fee: **Free**

Posterior Esthetics



Christopher Hooper, DDS

This lecture will focus on simple practicality, as well as complex tooth-colored restorations. The seven steps for bonding success, or failure, will be presented in a practical format. Direct resins, porcelain inlays/onlays and zirconia will be presented. This should build confidence in quickly treating posterior teeth with highly esthetic restorations that reduce post-op sensitivity.

Learning Objectives:

- How to treat posterior occlusal wear
- When to select lab-fabricated restorations over direct resins
- Luting versus bonding final restorations

Session Code: S-307
Time: 12:30 – 3:00 pm
Type: **Lecture**
Audience: **Dentist Only**
RCDSO QA Program: **Category 2**
Fee: **Free**

Trends, Innovations, Controversies and Clinical Tips



Damon Adams, DDS

In this informative and clinically relevant all-day course, Dr. Adams, from his unique perspective as editor-in-chief of one of North America's leading clinical news magazine, will present a candid presentation focused on current trends, controversies and innovations in dentistry. He will be placing a special emphasis on a variety of clinical tips designed to assist the dentist and team in choosing and implementing the latest lab-fabricated all-ceramic dental materials and treatment protocols.

Learning Objectives:

- An update on the latest trends in all-ceramics and a protocol for material choice
- An update on the latest surface treatments and cements for lab-fabricated restorations
- Preparation protocols for lithium disilicate and monolithic zirconia that will ensure success

Session Code: S-308
Time: 8:30 – 11:00 am **Continuous** 12:30 – 3:00 pm
Type: **Lecture**
Audience: **Dentist; Dental Assistant; Dental Technologist**
RCDSO QA Program: **Category 2**
Fee: **Free**

Please note that continuous full-day sessions must be attended in their entirety (AM and PM) – partial credits will not be allocated for attending only one portion of a continuous full-day session.

New Data On Critical Dental Questions 2016



Rella Christensen, PhD

Newest information is provided on: • BruxZir and e.max full-contour molar crowns – performance after six years. • Translucent zirconias – do they replace BruxZir zirconia and e.max lithium disilicate? • Zirconia versus PFM – indications in 2016. • Tooth preparations – do you need to disinfect before restoring? • Caries arrest and remineralization – can clinicians make these happen? • Caries detection instruments – do I need one? • Sealants – problems and solutions. • Lasers – their role in periodontitis treatment. • Effective infection control – do your products do what you think they do? • Surface disinfectants – problems you need to be aware of.

Learning Objectives:

- List full-zirconia crown indications/contraindications
- Explain how patient choices/habits affect dental caries
- List reasons current pre-wet wipes are dangerous

Session Code: S-309
Time: 8:30 – 11:00 am Repeated 12:30 – 3:00 pm
Type: Lecture
Audience: Dentist; Dental Hygienist; Dental Assistant; Dental Technologist
RCDSO QA Program: Category 2
Fee: Free

Uppers Are From Mars, Lowerers Are From Venus: Overdenture Solutions



Nader Sharifi, DDS, MS

It is clear that overdentures are an improvement over conventional dentures, but we'll clarify how many implants are necessary – and in what locations. We'll define the differences between the arches to clarify the need for different approaches in each arch. We'll separate many overdenture attachment options into simple categories to understand their similarities, differences and create guidelines for selecting one versus another. Using numerous clinical cases, we'll review risk and benefits of case designs, implant types and attachment choices.

Learning Objectives:

- Clarify the difference between various overdentures and how each arch needs a different design
- Like real estate, it's all about location, location, location – planning implant position for overdentures
- Understand the different categories of attachment and learn if one is better than another

Session Code: S-310
Time: 8:30 – 11:00 am
Type: Lecture
Lecture is a pre-requisite for PM workshop
Audience: Dentist; Dental Technologist
RCDSO QA Program: Category 2
Fee: Free

Anything but the Denture: Overdenture Workshop



Nader Sharifi, DDS, MS

This workshop addresses the option of overdentures with natural teeth or implants. We will discuss how the number, location and type of attachments influences the overdenture design itself. We'll discuss many attachment options that are on the market. These attachments will be broken down into simple categories to understand their similarities. We'll create clear guidelines for selecting one attachment over another. As an extension of the lecture portion of this course, we will also complete a pick-up of an attachment under a complete denture.

Learning Objectives:

- Increase confidence in basic overdenture design principles: on implants and natural teeth
- How the number, location and type of attachments can influence the patient outcome
- Includes hands-on workshops for intraoral overdenture attachment pick-up and impression techniques

Session Code: S-311
Time: 12:30 – 3:00 pm
Type: Workshop (Capacity: 30)
AM Lecture is a pre-requisite to the workshop
Audience: Dentist Only
RCDSO QA Program: Category 2 (1 Bonus Point) **Ticketed Event**
Fee: \$420

Essential Strategies for Tobacco Cessation in Dental Practice: Motivational Interviewing



Rosa Dragonetti, MSc



Peter Selby, MBBS, CCFP

Members of the dental team play an important role in promoting healthier behaviours in their patients. This session will give you some key strategies to enhance patients' motivation to change common health behaviours, such as oral care or tobacco use. Attendees will have the opportunity to observe complex motivational interviewing, and apply motivational interviewing theory to their own practice settings through interactive case-based exercises, team-based practice and group discussions.

Learning Objectives:

- Relate research evidence to clinical practice implications in dentistry and describe the impact of tobacco use on patients – including oral pathology and head and neck cancers
- Provide tobacco use assessments and develop a quit plan in collaboration with the patient
- Counsel patients by implementing evidence-based strategies for tobacco cessation.

Session Code: S-312
Time: 8:30 – 11:00 am Continuous 12:30 – 3:00 pm
Type: Workshop (Capacity: 110)
Thursday & Friday lectures are pre-requisites for the workshop
Audience: Dentists Only
RCDSO QA Program: Category 1 (Core) Course **Ticketed Event**
Fee: \$150 (Fee includes Certificate of Completion)

Please note that continuous full-day sessions must be attended in their entirety (AM and PM) – partial credits will not be allocated for attending only one portion of a continuous full-day session.



Building Value with Customer Service: The Loyalty Factor



Mark Eckler, DDS, Dip. Ortho, MSD

Today's marketplace is changing. Dentistry is being commoditized. Instead of choosing a downward spiral of competing on fees and patient demands, do something about it! Customer service is the key to building value and is paramount in creating the "Loyalty Factor". You must treat your patients the way they want to be treated! Dentists and team members will quickly learn to determine personality types, to speak their language and to give them what they want. Use these customer service tools and scenarios to create loyal patients and assist in achieving your practice goals.

Learning Objectives:

- Learn about the commoditization of dentistry
- Learn how to attract and retain new patients
- Learn how to respond to different learning styles and personality types

Session Code: S-313
Time: 8:30 – 11:00 am Repeated 12:30 – 3:00 pm
Type: Lecture
Audience: Dentist; Dental Hygienist; Dental Assistant; Office Personnel; Dental Technologist
RCDSO QA Program: Category 3
Fee: Free

Interdisciplinary Care of the Esthetic Zone: Orthodontics and Dentistry



Serge Sanovic, Hon BSc, BA, BEd, DMD, MDS, Cert. Ortho, FRCD(C)

Interdisciplinary care for maxillary anterior tooth issues. This lecture will address orthodontic treatment in general dentistry regarding peg lateral incisors, canine substitution and congenitally missing lateral incisors. Understanding the roles of the orthodontist and general dentist in treatment of these issues help provide better care and treatment results for our patients. Dealing with canine substitution and implants with orthodontic treatment and general dentistry in the esthetic zone.

Learning Objectives:

- To understand the different types of issues with peg lateral incisors in regards to esthetic restorations and to understand the issues that arise that will maximize esthetics
- The roles of the orthodontist and general dentist in the treatment of these issues and to understand the differences between implants and canine substitution
- To understand the compromises with canine substitution and its benefits and to appreciate the complexity of implants in the lateral incisor position and its treatment planning

Session Code: S-314
Time: 8:30 – 11:00 am Continuous 12:30 – 3:00 pm
Type: Lecture
Audience: Dentist; Dental Hygienist; Dental Assistant
RCDSO QA Program: Category 2
Fee: Free

Please note that continuous full-day sessions must be attended in their entirety (AM and PM) – partial credits will not be allocated for attending only one portion of a continuous full-day session.

Hey I Can Do That!: Periodontics for the General Practitioner and Hygienist



Mark Ryder, DMD

In this half-day course designed for the general practitioner and hygienist, we will present the current state of the art and science, as well as introduce some new and exciting developments, in the diagnosis and treatment of periodontal diseases, available now or in the near future. These are approaches that can be applied by the general practitioner in treating a variety of periodontal diseases. We will discuss new methods to determine what patients may be at greater risk for periodontal diseases and the best ways to evaluate and re-evaluate periodontal therapies, and when it is indicated and appropriate to refer to a periodontal specialist.

Learning Objectives:

- Learn about the major periodontal diseases and treatments one may encounter in clinical practice
- Understand the importance of monitoring periodontal conditions, and when referral to a specialist is needed
- Understand how to use the developments and concepts in dental practice, and how to advise our patients

Session Code: S-315
Time: 8:30 – 11:00 am
Type: Lecture
Audience: Dentist; Dental Hygienist; Dental Assistant
RCDSO QA Program: Category 2
Fee: Free

From Gums to Guts: Periodontal Medicine



Mark Ryder, DMD

We will present a review of the relation of systemic diseases and conditions to periodontal diseases. We will then discuss the role of smoking as the primary preventable risk for periodontal disease, and the benefits of smoking cessation strategies. We will conclude with a critical review of the possible ties between periodontal diseases and human health. In addition, we will show how the dental practitioner can use this evidence in patient education. We will discuss how to determine what patients may be at greater risk for periodontal diseases and how antimicrobial and anti-inflammatory approaches impact overall human health.

Learning Objectives:

- Understand the latest trends and concepts of the influence of systemic conditions on periodontal diseases
- Understand what lines of evidence either support a relationship or association between periodontal diseases and systemic conditions
- Understand how antimicrobial and anti-inflammatory approaches to treating periodontal diseases benefit overall health

Session Code: S-316
Time: 12:30 – 3:00 pm
Type: Lecture
Audience: Dentist; Dental Hygienist
RCDSO QA Program: Category 2
Fee: Free

Endodontics for General Dentists: Advanced, Practical and Comprehensive



Manor Haas, DDS, MSc(D), Cert. Endo, FRCD(C)

This course is tailored for novice and experienced general dentists and will review: • Endo diagnosis (including 3-D imaging); • anesthesia (including hot teeth); • access preparation; • locating and instrumenting canals (including calcified and MB2) more efficiently; • how to reduce file fractures; • intra-canal medication; • single versus multiple appointment endo, warm predictable; • obturation and use of • analgesics and • antibiotics in endo cases. The pros and cons, including clinical and financial ROI, of many new endodontic techniques and instruments.

Learning Objectives:

- Know how to diagnose, endo access, locate canals and instrument more efficiently and safely using the latest generation of armamentaria
- Understand the many fundamental and advanced aspects of endodontic treatment that every dentist should know

Session Code: S-317
Time: 8:30 – 11:00 am
Type: Lecture
Lecture is a pre-requisite to the PM workshop
Audience: Dentist Only
RCDSO QA Program: Category 2
Fee: Free

Locate, Negotiate, Instrument and Oburate Workshop



Manor Haas, DDS, MSc(D), Cert. Endo, FRCD(C)

This workshop is tailored for general dentists. Participants will learn via exercises on acrylic and extracted teeth, how to instrument and obturate more efficiently and safely. Participants will be exposed to dental microscopes and be shown how beneficial they are in diagnosis of fractures, endodontic access, locating calcified canals and instrumentation and obturation. The workshop will include an honest and constructive review of the day's instrumented and obturated cases via immediate digital radiographic imaging.

Please note: participants are required to bring three previously accessed but not instrumented extracted teeth stored in bleach.

Learning Objectives:

- Learn to locate and negotiate calcified canals using various techniques and very efficient instruments
- Learn how to obturate the workshop's instrumented teeth in 3D, predictably and efficiently
- Learn to evaluate endo instrumentation and obturation via digital radiographs and microscopes

Session Code: S-318
Time: 12:30 – 3:00 pm
Type: Workshop (Capacity: 30)
AM Lecture is a pre-requisite to the workshop
Audience: Dentist Only
RCDSO QA Program: Category 2 (1 Bonus Point) **Ticketed Event**
Fee: \$420

Surgical and Prosthetic Complications and Solutions Related To Implant Therapy



**Neena D'Souza,
BDS, MDS, MSc
(Prosthodontics),
FRCD(C)**



**Vinay Bhide,
BASc(Hons), DDS,
MSc(Perio), FRCD(C)**

With the evolving scope and nature of implant therapy and the increasing number of practitioners providing this service in their practices, it is no surprise that both surgical and prosthetic complications are increasing as well. There are a number of factors that can lead to complications on both the surgical and prosthetic side. This joint presentation will aim to highlight those complications that are encountered most frequently in clinical practice. As with most complications, the ones related to implant therapy are largely preventable with proper awareness, experience and planning. This presentation will provide attendees with practical solutions to surgical and prosthetic implant-related complications for both fixed and removable restorations. Most of all, it will emphasize prevention and how to avoid these complications in the first place using clinical examples.

Learning Objectives:

- Increase awareness of known surgical and prosthetic complications encountered in clinical practice
- Provide practical solutions to surgical and prosthetic implant related complications for both fixed and removable restorations
- Emphasis on prevention and avoidance of surgical and prosthetic complications


Session Code: S-319
Time: 12:30 – 3:00 pm
Type: Lecture
Audience: Dentist Only
RCDSO QA Program: Category 2
Fee: Free

See you in 2017



ASM 150
1867-2017





May 4-6, 2017

Adhesive and Restorative Dentistry: Separating Fact from Fiction



Harold Heymann, DDS, MEd

Confused by all the different dental adhesives? Are “universal” self-etching primers the answer? What are the keys to success with posterior composites? How do you prevent recurrent decay and sensitivity? What about bulk-fill composites? New light curing concepts? MMPs? Matrixing systems? Sonic and thermoplastic insertion techniques? Bonding to zirconia? This presentation will provide info on what works and what doesn’t in adhesive and conservative restorative dentistry, along with how to prevent problems with posterior composites. Get the facts based on research, not just opinion and hype.

Learning Objectives:

- Distinguish among the many types of adhesive systems and describe what works and what doesn’t
- Describe how best to use contemporary restoratives, including bulk-fill composites, RMGICs, sonic and thermoplastic posterior composites
- Address the best ways to prevent recurrent decay and sensitivity with posterior composites

Session Code: S-320
Time: 8:30 – 11:00 am
Type: Lecture
Audience: Dentist; Dental Assistant
RCDSO QA Program: Category 2
Fee: Free

Applied Esthetic Principles for Treatment Success



Harold Heymann, DDS, MEd

Patients present with multiple esthetic dilemmas, involving tooth size, spacing, and missing anterior teeth. What proven principles exist to guide treatment planning to ensure conservative esthetic success? How do you best close multiple interdental spaces or open gingival triangles? Place composite build-ups? Determine amounts of additions? What about ortho and perio considerations? Missing incisors? This presentation will provide sensible answers to these and many other questions regarding the principles and treatments for a variety of esthetic dilemmas. Find out what research reveals regarding perception factors in esthetics. Learn clinical procedures for space distribution, esthetic composite augmentations and all-porcelain bonded pontics. Systematic interdisciplinary planning and treatment will be highlighted.

Learning Objectives:

- Describe and review the esthetic principles and associated perception factors that are critical to treatment success
- Relate the restorative/orthodontic considerations needed for proper treatment planning
- Describe the indications, contraindications and clinical technique involved in placing all-porcelain bonded bridges

Session Code: S-321
Time: 12:30 – 3:00 pm
Type: Lecture
Audience: Dentist; Dental Assistant
RCDSO QA Program: Category 2
Fee: Free

How To Love Dentistry, Have Fun and Prosper



**Richard Madow, DDS
David Madow, DDS**

This fun, fast-paced course is perfect for all doctors, team members and spouses who want to easily and predictably take their practice to a level they never thought possible! It’s filled with incredibly usable content, and also features videos, music and humor to make it unlike any other dental seminar most have ever experienced! The Madow Brothers make sure that every single dentist and team member in the audience learns the secrets of delivering better patient care, practice growth, and fulfillment in the profession of dentistry while having an enjoyable day.

Learning Objectives:

- Every dentist and team member will gain the knowledge to increase productivity while enjoying their profession more than ever before
- Learn to increase new patient numbers and serve current patients better through increased treatment plan acceptance and better treatment options
- Dental teams will become educated with better communication skills and be more able to function as a true team and love their career

Session Code: S-322
Time: 8:30 – 11:00 am **Continuous** 12:30 – 3:00 pm
Type: Lecture
Audience: Dentist; Dental Hygienist; Dental Assistant; Office Personnel
RCDSO QA Program: Category 3
Fee: Free

Please note that continuous full-day sessions must be attended in their entirety (AM and PM) – partial credits will not be allocated for attending only one portion of a continuous full-day session.

REGISTER AND SAVE.

The **EARLY-BIRD SPECIAL** expires at
MIDNIGHT ON MARCH 21.

Online registration opens January 11, 2016.
www.oda.ca/asm-registration

The information here is current as of the time of printing.

Wellness: The Peak Performance, Value-Added Practice



Uche Odiatu, DMD, NSCA Certified Personal Trainer

Want to add incredible value to your patient experience? There's an avalanche of evidence demonstrating the link between your patient's mouth and lifestyle habits: lack of sleep, poor stress management, over eating and sedentary living. Patients appreciate the dental professional who sees the bigger picture and understands the relationship between the body, mind and mouth. In this lively session, you will gain new appreciation into the miraculous nature of the human body and the way every part is connected.

Learning Objectives:

- Recognize the destructive inflammatory cascade seeded by your patients' sedentary living
- Implement a new dimension to your overall treatment planning incorporating lifestyle management
- Develop team building strategies and get the entire office on board for whole body health

Session Code: S-323
Time: 8:30 – 11:00 am
Type: Lecture
Audience: Dentist; Dental Hygienist; Dental Assistant; Office Personnel; Dental Technologist
RCDSO QA Program: Category 3
Fee: Free

Eat This, Not That: Tooth Wear, Body Fat and Nutrition



Uche Odiatu, DMD, NSCA Certified Personal Trainer

Want to learn brand new insights about nutrition? The dentists and the team have challenges discussing nutrition with patients, treating tooth wear and factoring in obesity/inflammation/weight loss into "the conversation." Numerous new studies show that an unhealthy diet inflames the mouth, poor oral hygiene increases insulin resistance and an acidic diet supports tooth wear. What about: Sports drinks? Why protein? Herbs? Green tea? Dark chocolate? Apple cider vinegar? Turmeric? Coffee? Organic? Omega 3s? Adaptogens? Vitamin D? Cleanses? We'll talk. This power-packed program will inspire and remind you of the importance of healthy eating.

Learning Objectives:

- Understand what your healthy patients are eating and drinking
- Get 10 powerful ways to fuel peak performance at work and play
- Learn why body fat ignites inflammation and the seven essentials to permanent weight loss

Session Code: S-324
Time: 12:30 – 3:00 pm
Type: Lecture
Audience: Dentist; Dental Hygienist; Dental Assistant; Office Personnel; Dental Technologist
RCDSO QA Program: Category 3
Fee: Free

Better, Faster, Prettier Composites



David Clark, DDS

One third of adults suffer from black triangles resulting from diastemas, post-orthodontic spacing and periodontal issues. There is a significant need for long-term composite solutions to these common problems in the modern dental practice.

Join us for an exciting and innovative approach to composite overmolding. Dr Clark will explain simple, strong, safe and stain-resistant alternatives to these and functional dilemmas.

Learning Objectives:

- Learn the five problems associated with current black triangle treatments
- Gain confidence using the injection molding technique for black triangles, peg laterals and diastemas
- Learn the techniques necessary for simplified composite veneering of fractured and worn teeth

Session Code: S-325
Time: 8:30 – 11:00 am
Type: Lecture
Audience: Dentist; Dental Hygienist, Dental Assistant
RCDSO QA Program: Category 2
Fee: Free

Modern Conservative Dentistry – From Sealants to Cracked Teeth



David Clark, DDS

Traditional sealants show failure rates as high as 92 percent. Posterior composites remain a struggle, with failure rates up to 50 percent higher than amalgam. Postoperative sensitivity remains a problem and too many pulps are dying. Cracked teeth are the number three cause of tooth loss today. All is not lost! Micro-invasive dentistry is hot and here to stay. Dr Clark will present new findings on materials, along with a wealth of tricks, tools and techniques in this fast-paced, entertaining lecture.

Learning Objectives:

- Have confidence identifying early tooth fracturing based on high-level magnification
- Learn why new cavity preparations and other modalities are crucial to prevent eventual fracture
- Receive a blueprint for diagnosis and treatment of complete and incomplete fractures

Session Code: S-326
Time: 12:30 – 3:00 pm
Type: Lecture
Audience: Dentist; Dental Hygienist, Dental Assistant
RCDSO QA Program: Category 2
Fee: Free

TMJ Boot Camp



David Psutka, DDS, FRCD(C)

The 21st century dentist, by virtue of their unique training and expertise, are the most appropriate health-care provider to diagnose and manage patients with temporomandibular disorders. TMDs are ubiquitous. Every dental practitioner will encounter these frequently. This lecture will blend current dentofacial orthopedic and rheumatological concepts necessary to a modern approach to understanding, diagnosing and treating TMDs.

Learning Objectives:

- Review the anatomy, physiology and pathophysiology of the TMJ and masticatory system
- To present a relevant classification system of temporomandibular disorders. To review each of these disorders and how to diagnose them
- To present practical, evidence-based treatment algorithms for the various temporomandibular disorders

Session Code: S-327
Time: 8:30 – 11:00 am Repeated 12:30 – 3:00 pm
Type: Lecture
Audience: Dentist Only
RCDSO QA Program: Category 2
Fee: Free

Basic Life Support CPR/AED Certification for Health-Care Providers



David Goodman, BSc, AEMCA, Paramedic

This highly engaging, interactive, and paramedic-instructed basic life support for health-care providers certification workshop is recommended for all staff working in the dental field. The new 2016 guidelines for CPR and defibrillation will be introduced. Topics include, preparing your office to handle medical emergencies, choking, heart attack and stroke recognition and treatment, CPR and defibrillation skills and protocols. Each participant will receive a 150-page medical CPR/AED book written by David Goodman, in addition to your certification card.

Learning Objectives:

- How to prepare your practice to handle medical emergencies; both prevention and action
- Recognition and treatment of life-threatening medical emergencies in the dental office
- CPR and defibrillation skills and proficiency; both theory and hands-on

Session Code: S-328
Time: 8:30 – 11:00 am Repeated 12:30 – 3:00 pm
Type: Workshop (Capacity: 80)
Audience: Dentist; Dental Hygienist; Dental Assistant; Office Personnel; Dental Technologist
RCDSO QA Program: Category 2 **Ticketed Event**
Fee: \$85

Designing Perio-Implant Esthetics with Delayed and Immediate Type Provisional Restorations



Dwayne Karateew, DDS

We are continually seeking greater control of the peri-implant tissues and ultimately the esthetics of the implant restoration. Implant/abutment designs allow us to consider immediate implant replacement, and non-functional loading, especially in the esthetic zone where preservation of tissue is critically important in order to follow the principles of esthetics by maintaining the elements which are already there. We have a multitude of techniques that will be reviewed, from the simple to the complex, which we can employ to preserve the esthetic or create when tissue is initially lost. The author's original MAC and ZAC protocols will be reviewed in depth.

Learning Objectives:

- Discuss the esthetic and functional advantages of including a provisional restoration as a part of the implant treatment plan
- Review techniques to fabricate a delayed type provisional restoration on a dental implant
- Review techniques to fabricate an immediate type of provisional restoration on a dental implant

Session Code: S-330
Time: 8:30 – 11:00 am
Type: Lecture
Audience: Dentist; Dental Assistant; Dental Technologist
RCDSO QA Program: Category 2
Fee: Free

Biomaterials for Successful Guided Tissue Regeneration or Guided Bone Augmentation: A Review of What is Available and What Works



Dwayne Karateew, DDS

The profession is continually bombarded with information material designed to sway professional opinion regarding which ancillary biologic one should use. How do we evaluate these? Which are safe for our patients? Which ones actually deliver on their promise? Dr. Karateew will break down this topic into meaningful sub-sections and will provide insight into the materials. What works and why. This information shared will be evidence-based, not opinion. What works and why? The ultimate goal is to have attendees leave with new information which can be incorporated into the practice.

Learning Objectives:

- To understand the difference between GTR and GBR
- To recognize the different categories of biomaterials that are available
- To have an evidence-based understanding of materials, which can be successfully utilized in the practice

Session Code: S-331
Time: 12:30 – 3:00 pm
Type: Lecture
Audience: Dentist; Dental Hygienist; Dental Assistant
RCDSO QA Program: Category 2
Fee: Free

The ODA Oral Health Strategy Advisory Committee, in partnership with the Centre for Addiction and Mental Health, presents

Essential Strategies for Tobacco Cessation in Dental Practice

At the 2016 Annual Spring Meeting

A PROGRAM OF TWO LECTURES AND A WORKSHOP.

Have you ever hesitated to raise the topic of smoking with your patients? That your advice to patients about smoking is met with opposition or non-adherence?

Tobacco use kills 37,000 Canadians annually. Dentists can play an important role in motivating health behaviour change and providing evidence-based treatment to patients who use tobacco. The Oral Health Strategy (OHS) Advisory Committee is pleased to once again offer a program from the TEACH project, the internationally recognized tobacco cessation program developed by the Centre for Addiction and Mental Health.

TEACH (Training Enhancement in Applied Cessation Counselling and Health) aims to ensure that practitioners who serve people who use tobacco have the specialized knowledge and skills to deliver effective, evidence-based cessation intervention. This program will help you develop a cooperative treatment plan with your patient using best practices in pharmacological and motivational interventions.



Attendees who complete the entire program will receive a “Certificate of Completion” from CAMH/TEACH.

LECTURES

Essential Strategies for Tobacco Cessation in Dental Practice: Setting the Stage (Thursday)

Essential Strategies for Tobacco Cessation in Dental Practice: Pharmacotherapy for Tobacco Dependence Treatment (Friday)

WORKSHOP

Essential Strategies for Tobacco Cessation in Dental Practice: Motivational Interviewing (Saturday)

All Oral Health Strategy sessions are accredited as Category 1 (Core) courses and are ticketed with a \$20 fee per course.

SPEAKERS

Peter Selby MBBS, CCFP, FCFP, MHSc, DipABAM
Dr. Selby is the Chief of Addictions and Clinician-Scientist at the Centre for Addiction and Mental Health (CAMH).

Rosa Dragonetti MSc
Ms. Dragonetti is the Project Director of Addictions Research and Education at CAMH.

Dr. Deborah Saunders B.Sc. DMD
Dr Saunders is Chair of the OHS Advisory Committee, the medical lead and program director for Tobacco Intervention Services at the North East Cancer Center in Sudbury and a Certified Tobacco Educator.

Michael Perley MA
Mr. Perley is the Director of the Ontario Campaign for Action on Tobacco.



For details on the OHS lectures and workshop, look for the OHS logo.
Oral Health Strategy: Bridging Dentistry With Medicine.

Exhibitor Listing

Exhibitor Listing current as of December 1, 2015

3M ESPE
 ABELDent Inc.
 Academy of General Dentistry – Ontario Division
 AccertaClaim Servcorp Inc.
 Acecon General Contracting Inc.
 ACTEON North America
 A-dec Inc.
 Adin Implants Canada
 Aerostatic Technology Canada
 Al Heaps & Associates Inc.
 Alglobe Construction Company
 Ancin Inc.
 Antham Construction Group Inc.
 Argen Canada
 Aseptico
 Association of Dental Technologists of Ontario
 Au-Shaw Dental Productions Inc.
 Baluke Dental Studios
 BaseVac Dental
 BDO Canada LLP
 Bellsam Contracting Ltd.
 Belmont /Takara Company Canada Ltd.
 Benson Medical Industries, Inc.
 Beutlich Pharmaceuticals, LLC
 Beyes Dental Canada Inc.
 BioConcept (1902908 Ontario Inc.)
 BioHorizons Canada
 Bisco Dental Products Canada Inc.
 Blue & Green Inc.
 BMO Bank of Montreal
 BMO Nesbitt Burns – Ty Soo
 Brasseler USA
 Business Affairs Ltd.
 Canadian Dental Hygienists Association
 Canadian Dental Protective Association
 Carestream Dental
 Carl Zeiss Canada Ltd.
 CDE at UBC
 CDSPI
 Centrix Inc.
 Certol International, LLC
 Cerum Ortho Organizers/Cerum Dental Supplies Ltd
 Chaggares & Bonhomme, Chartered Professional Accountants
 CIBC Wood Gundy
 Citagenix Inc.
 CitiFinancial Canada Inc.
 ClaroNav Inc.
 ClearDent
 Clinical Research Dental Supplies & Services Inc.
 Colgate Oral Pharmaceuticals
 Coltene, Inc.
 CompanyName
 ConfirmByEmail
 Connect Dental Networks Inc.
 Cornerstone Insurance Brokers Ltd.
 Crest Oral-B – P & G Professional Oral Health
 Crosstech Canada
 Daniels Sharpsmart Canada Ltd.
 De Luca Dental Laboratories
 DenMat Holdings, LLC
 Dens'n Dente
 Dental Axxess
 Dental Canada

Dental Herb Company
 Dental Industry Association of Canada (DIAC)
 Dental Office Consulting Services
 Dental Savings Club
 Dental Services Group
 Dental USA Inc.
 DentalEZ Group
 Dental-Mart Sales Inc.
 DentalWare by OptiMicro Technologies Inc.
 Dent-Gas
 DentistFind.com
 DENTSPLY Canada Limited
 Designs for Vision, Inc.
 DEXIS, LLC
 DHC MARKETING INC./CONSULT-PRO
 Diamond Dental Supplies
 Digital Doc LLC
 DMG Canada Inc.
 Dr. Frigz International
 D-Sharp Dental
 EasyMarket
 Embrosin Medical Technologies Inc.
 Endo/Tech
 Expert Dental & Medical – E.D.M. Inc.
 Flight Dental Systems
 Full Contact Marketing
 Garfield Refining Company
 Garrison Dental Solutions
 GC America Inc.
 Gendex
 Germiphene Corporation
 Golden Dental Solutions
 Gordana Dental Art Studio
 GoThru Photography
 GSK Consumer Healthcare
 Hands On Training LLC
 HANSAmEd Limited
 Hartzell & Son, G.
 Hayes Handpiece Toronto/Niagara Inc.
 Health Smart Financial Services
 Hedy Canada
 Henry Schein Canada, Inc.
 Heraeus Kulzer
 Hill Kindy Practice Sales & Realty Inc., Brokerage
 Hiossen Implant Canada Inc.
 HiTeck Surgico Canada
 Hu-Friedly Mfg. Co., LLC
 i-CAT
 Identity Namebrands Inc.
 iFinance Dental
 Image Dental Laboratory Ltd.
 Implant Direct
 iNet Technologies Inc.
 Infinite Trading Inc.
 Instrumentarium/Soredex
 International Sales & Services Canada
 Inter-Seda Medical Corp.
 Investors Group Financial Services Inc.
 Invisalign/Itero
 iSonic Inc.
 Ivoclar Vivadent, Inc.
 J. Morita USA, Inc.
 John Dental Instrument
 Johnson & Johnson Inc.
 Kavvo Dental
 Kavvo Kerr Group

K-Dental Inc.
 Kennedy Professional Educational Seminars, Inc.
 Kerr Corporation
 Keystone Dental
 Kidzpace Interactive, Inc.
 Kilgore International Inc.
 Krest Dental Ceramics Inc.
 Kuraray America, Inc.
 Larr Sales Inc.
 Lenscan Medical Inc.
 Live DDM – The Doctor Company Inc.
 Logic Tech Corporation
 LumaDent, Inc.
 Luniforme
 M.A.R.S. Bio-Med Processes Inc.
 MagGas Medical Inc.
 MARKET CONNECTIONS
 maxill Inc.
 Maxim Software Systems
 McArthur Medical Sales Inc.
 MCS Handpiece Ltd.
 Medent Health Solutions Inc.
 Medical Mart Supplies Ltd.
 Medicom
 Meridian Sales & Appraisals
 Microcopy
 MicroDental Laboratories at Hamilton
 Microflex/Ansell
 Micrylium Laboratories
 Midmark Corporation
 Miele Ltd.
 Miller Canfield LLP
 MIS Implants Canada
 Modular and Custom Cabinets – MCC
 National Bank of Canada
 National Dental Inc.
 National Dosimetry Services
 National Leasing - Healthcare Financing
 Nifty Medical Supplies Inc.
 Nine Miles of Smiles (NMS) a Healthcare Volunteer Organization Inc.
 Nobel Biocare Canada Inc.
 Non-Insured Health Benefits – Dental Benefits
 Northern Surgical & Medical Supplies Ltd.
 Novalab
 NSK Dental LLC
 Ocean Pacific
 One Connection
 Ontario Dental Assistants Association
 Ontario Dentist
 Oral Science
 Orasoptic
 Oravital Inc.
 Orthodont Ltd.
 Orthodontic Supply of Canada Inc.
 Panthera Dental
 Patient News
 Patterson Dental Canada Inc.
 PDT – Paradise Dental Technologies
 Pelton & Crane
 Perioptix, Inc.
 Philips – Sonicare and Zoom Whitening
 PierreI Pharma SRL
 PLANMECA USA, Inc.
 PLS Insoles Inc.
 Pow Laboratories Inc.
 Premier Dental Products Company

Pro-Art Dental Laboratory Ltd.
 Professional Practice Sales Ltd.
 Professional Sales Associates, Inc.
 Progressive Edge Hygiene Instruments Inc.
 ProNorth Solutions Inc.
 Protec Dental Laboratories
 Pulpdent Corporation
 Q-Optics Inc./Quality Aspirators/The Surgical Room Inc.
 RBC Royal Bank – Health Care Professionals
 Redfern Enterprises Ltd.
 Rescue 7 Inc.
 RGP, Inc.
 ROI Corporation
 Rose Micro Solutions
 Rotsaert Dental Laboratory Services Inc.
 Royal Canadian Dental Corps
 Rx Honing (Sharpening) Machine
 Sable Industries Inc.
 Safari Dental Inc.
 Safeguard Business Systems
 SalivaSure
 Sanofi (Allerject)
 Schick by Sirona
 SciCan Ltd.
 Scotiabank
 SDI (North America) Inc.
 Septodont Inc.
 Share Dent Inc.
 Shatkin F.I.R.S.T., LLC
 Shaw Group of Dental Laboratories
 Shofu Dental Corporation
 Sinclair Dental Co. Ltd.
 Sirona Dental Systems GmbH
 Snap On Optics
 SOS Emergency Response Technologies
 Sowingo.com Corp
 Straumann
 Sulcabrush Inc.
 Sunstar Americas Inc., Canada
 Supermax Healthcare Canada Inc./Crosstex Interna
 Sure Dental Supplies of Canada Inc.
 Synca Marketing Inc.
 Tax Matters For Dentists
 TD Canada Trust, Business Banking
 The Bridge Network Inc.
 Thommen Medical Canada Inc.
 Tier Three Brokerage Ltd.
 Timeshift Solutions Inc.
 Tokuyama Dental America
 Toronto Academy of Dentistry
 Toronto Dental Implant Course
 Toronto Institute of Dental Excellence
 Transitions Group North America
 Tri Hawk Xenopus Inc.
 Tucci Management Consultants Inc.
 Ultimate Practice Breakthroughs
 Ultralight Optics
 University of Toronto, Faculty of Dentistry
 UNIVET Optical Technologies
 UpOnline eMarketing
 ValuMax International Inc.
 VOCO Canada, Inc.
 Water Pik Inc.
 Western University-Schulich Dentistry
 Zimmer Biomet

Advance Registration

Register online today: www.oda.ca/asm

Registering online on our secure site is the quickest way to register early to ensure you get your first choice of the ticketed courses and events before they are sold out!

Here is some information you will be asked for when registering online:

- Office/dentist's name
- Address
- Phone number
- Registration category
- ODA membership number (if applicable)
- Emergency contact person
- Ticketed courses/events to purchase
- Email address (required to receive an instant confirmation and Verification of Attendance)
- Credit card information (credit card is the only payment method available online)

If you are registering as a group (two or more people), please complete the "Primary Contact" information for your group. Registration packages, including badges and tickets, will be mailed to the address provided with the primary contact information if registered by midnight on March 21. **If this is a group registration, please provide the dentist's name in the primary contact box for mailing purposes.**

Register by Fax or Mail

If you do not have access to the Internet, you can fax or mail your registration form. Please note that in order to receive a confirmation of your registration and Verification of Attendance, please provide an email address for each registrant as indicated on the Registration Form.

Payment is required at the time of registration. Registrations with a balance due **will not be considered complete and will not be processed until full payment is received.**

Confirmation of ticketed courses and events selected on the registration form are not guaranteed until your registration is considered complete and space is still available at the time your complete registration is processed.

Here is some information you need to know when registering by fax or mail:

- Complete the registration form located at the back of the *Conference Guide*.
- You can register one (1) to four (4) people on one registration form. For additional registrations, simply photocopy the registration form.
- Each form must include its own means of payment, including VISA, MasterCard or cheque.
- Avoid duplicate charges. **DO NOT** send originals by mail when you register by fax.
- An email address is still required on the form in order to receive a confirmation of your registration and the Verification of Attendance.
- If you are registering as a group (two or more people), please complete the "Primary Contact" information in the designated spot on the Registration Form for your group. Registration packages, including badges and tickets, will be mailed to the address provided with the primary contact information. **If this is a group registration, please provide the dentist's name in the primary contact box for mailing purposes.**

Fax to: Attn: 2016 ODA Annual Spring Meeting
508-743-9616

Mail to: 2016 ODA Annual Spring Meeting
c/o Convention Data Services
Bourne, MA 02532
USA

Cheque payable to: *Ontario Dental Association*

PLEASE NOTE: Registrations are not accepted over the phone or by email.

On-site Registration

If at this time you are not sure you can attend the 2016 Annual Spring Meeting, you can still register on-site. On-site registration is located at the Metro Toronto Convention Centre (MTCC), South Building, Level 600, 222 Bremner Boulevard, Toronto, Ont., during the following dates and times.

Wednesday, May 4	10:00 am – 7:00 pm
Thursday, May 5	7:00 am – 5:30 pm
Friday, May 6	7:00 am – 5:30 pm
Saturday, May 7	7:00 am – 3:00 pm

Badge and Registration Materials Mailing

Canadian and U.S. Registrations

Canadian and U.S. registration packages will be mailed for registrations received by midnight on March 21, 2016. Registration packages will not be mailed for registrations received after midnight on March 21, 2016. These badges and other materials can be picked up on-site at the Metro Toronto Convention Centre, South Building, Level 600.

International Registrations

International registration packages WILL NOT be mailed out. These badges can be picked up on-site at the Metro Toronto Convention Centre, South Building, Level 600.

Registration Information

Cancellation/Refunds Policy

Request for cancellations and refunds for conference registration and workshops must be in writing and postmarked no later than March 21, 2016. Refunds that are requested after this date will not be granted, including requests made based on absence due to illness, late arrival for courses, weather, and/or parking difficulties. A \$35 processing fee will be deducted from all refunds.

All refunds will be processed by Friday, June 10, 2016.

Please mail all cancellation requests to:

Mail to: 2016 ODA Annual Spring Meeting
c/o Convention Data Services
107 Waterhouse Road
Bourne, MA 02532
USA

Lost Badge and Ticket Replacement

Replacement fee for lost badges or tickets is \$15. Attendees are required to show proof of purchase and picture identification to receive a replacement. Go to the Registration Desk on level 600 in the South Building at the Metro Toronto Convention Centre to replace your lost badge and tickets.

Substitutions

Substitutions must be made in writing by midnight on March 21. After March 21, badges and tickets must be picked up on-site. Please remember to bring the badge and tickets with you on-site to Registration, Level 600, Metro Toronto Convention Centre, South Building. Substitutions can only be made within the same categories; for example, a registration for an ODA dentist can only be substituted with another ODA dentist.

Fax to: Attn: 2016 ODA Annual Spring Meeting
508-743-9616

Mail to: 2016 ODA Annual Spring Meeting
c/o Convention Data Services
107 Waterhouse Road
Bourne, MA 02532
USA

Letter of Invitation

Attendees requiring a letter of invitation to obtain a visa, please email your name and mailing address to tomassetti@oda.ca who will forward the letter to you. Please note that the letter does not financially obligate the ODA/ASM in any way.

Registration Contact Information

If you have questions about your registration, please contact the Customer Care Centre.

Phone: 877-779-3127 or 508-743-8505
Email: ASM@xpressreg.net

Important Advance Registration Deadlines and Tips

- Register by March 21 to take advantage of the early bird discounted fees.
- Register by March 21 to have your registration package mailed to you the week of March 28 and avoid any lineups on-site.
- Register early to avoid ticketed sessions being sold out and to eliminate wait time at the ASM.
- Payment is required at the time of registration. Registrations with a balance due will not be considered complete and will not be processed until full payment is received.
- Do not select courses that have conflicting times. It is your responsibility to make sure you do not double-book yourself into courses scheduled for the same time.
- All sessions will start on time. Please allow yourself plenty of time to get to your session.
- Please note that continuous full-day sessions must be attended in their entirety (AM and PM). Partial credits will not be allocated for attending only a portion (AM only or PM only) of a full-day continuous session.
- Please note, if you register as an exhibitor, you are not entitled to an ASM16 Verification of Attendance.

Registration Categories

Everyone must register in their professional category.

Registration Types	Description
Ontario Dentists and Dental Students <ul style="list-style-type: none"> • ODA Dentist • ODA 50-Year/Honorary Dentist • ODA Dental Student 	<p>All Ontario dentists and dental students registering must be current ODA members. ODA 2015/2016 membership dues must be current. To register as an ODA member, you must provide your ODA membership number.</p> <p>ODA members have the opportunity to purchase audio recordings at a special rate with their advance registration through the Best Value Package. Registration codes are:</p> <p style="text-align: center;">BVA – Best Value Package • ODA Dentist BVB – Best Value Package • ODA 50-Year/Honorary Dentist BVC – Best Value Package • ODA Dental Student</p>
Dentists Out-of-Province/Country	All other dentists who are from outside of Ontario must register in the Out-of-Province/ Country category. Dentists registering in this category must have a practice address outside of Ontario.
Other Dental Health Professionals <ul style="list-style-type: none"> • Dental Hygienist • Dental Assistant/Office Personnel • Dental Technologist 	All other dental professionals, including dental hygienists, dental assistants/office personnel and dental technologists, must register in their professional category.
Guest (Non-practitioner)	Guests must register with a dentist. Dentists may register guests under the guest registration category, but not other dentists, dental hygienists, dental assistants, dental office personnel and dental technologists. All dentists, including non-ODA member dentists, must register as dentists. Guests are not permitted to register for ticketed courses.
Students <ul style="list-style-type: none"> • Dental Out-of-Province • Dental Hygienist • Dental Assistant • Dental Technologist 	To register as a Student you must register your School Name and Student Number and you must be currently enrolled in a full-time dental program. Official documentation may be required. Students include dental student out-of-province, dental hygienist, dental assistant and dental technologist.

Code	Registration Category	EARLY By March 21 11:59 EST	REGULAR After March 21 11:59 EST	ON-SITE May 4
BVA	Best Value Package – ODA Dentist	\$225	\$275	n/a
BVB	Best Value Package – ODA 50-Year Honorary Dentist	\$95	\$95	n/a
BVC	Best Value Package- ODA Dental Student	\$95	\$125	n/a
A	ODA Dentist	\$135	\$185	\$235
B	ODA 50-Year/Honorary Dentist	\$0	\$0	\$0
C	ODA Dental Student	\$0	\$35	\$85
D	Dentist Out-of-Province/Country	\$375	\$425	\$475
E	Guest (Non-practitioner)	\$150	\$199	\$249
F	Dental Hygienist	\$150	\$199	\$249
G	Dental Assistant, Dental Office Personnel	\$150	\$199	\$249
H	Dental Technologist	\$150	\$199	\$249
I	Dental Student (Dental Out-of-Province, Dental Hygienist, Dental Assistant, Dental Technologist)	\$75	\$125	\$175



REGISTRANTS:

LIST ALL REGISTRANTS

Please photocopy this page for additional registrations or register online at www.oda.ca/asm

NOTE: The Primary Mailing Contact name will appear on the envelope when the badges are mailed.

Attendance Verifications are emailed. If you wish to receive an Attendance Verification, ODA requires an email address for each individual registrant. Please provide this in the appropriate space below.

TICKETED EVENTS AND WORKSHOPS										
Dr/Mr/ Mrs/Ms	Last Name	First Name	Member ID	Registration Category Code	Registration Fee	Code	Fee	Code	Fee	TOTAL
PRIMARY CONTACT						1.		2.		3.
						4.		5.		6.
Email:										
2.						1.		2.		3.
						4.		5.		6.
Email:										
3.						1.		2.		3.
						4.		5.		6.
Email:										
4.						1.		2.		3.
						4.		5.		6.
Email:										
5.						1.		2.		3.
						4.		5.		6.
Email:										
GRAND TOTAL										

MAILING INFORMATION If you are registering as a group (two or more people), registration packages, including badges and tickets, will be mailed to the address provided with the Mailing Contact Information.

Office/Dentist's Name _____ Unit/Suite: _____
 Address: _____ City: _____ Prov/State: _____ Country: _____
 PC/ZIP: _____
 Bus. Phone: _____ Fax: _____
 Email: _____

PLEASE SEE NEXT PAGE FOR TICKETED CODES AND PRICES.

PAYMENT INFORMATION:

Payment Method: MasterCard VISA Cheque # _____ (Made payable to **Ontario Dental Association**)

Name of Card Holder as it appears on card: _____

Card Number: _____ Expiry Date: _____

Signature: _____

Register Online at www.oda.ca/asm

OR fax to: Attn: 2016 ODA Annual Spring Meeting
508-743-9616

OR mail to: 2016 Annual Spring Meeting
c/o Convention Data Services
107 Waterhouse Road
Bourne, MA 02532 USA

Phone: 877-779-3127 or 508-743-8505

Email: ASM@xpressreg.net

All fees are in Canadian dollars and include HST. ODA HST No. RT00109095.

PAYMENT MUST ACCOMPANY EACH REGISTRATION FORM OR THE REGISTRATION WILL NOT BE COMPLETE.

Please note that the information collected on this form and online will be used by the ODA for the purpose of ASM registration, providing communication updates and market research and for no other purpose. The ODA is committed to protecting the privacy of your personal information. For more information about the ODA's management of personal information, or the ODA's use and disclosure practices, please contact the Chief Privacy Officer or a Member Service Representative or Helen McDowell at 1-800-387-1393 or 416-922-3900, via email at info@oda.ca or by fax at 416-922-9005.

SPECIAL TICKETED EVENT					
Code	Event	Date	Fee		
CR	Cocktail Reception	Thursday, May 5	Complimentary		
CR	Cocktail Reception	Friday, May 6	Complimentary		
SESSION CODE #	PRESENTER	TITLE	CAPACITY	AUDIENCE	FEE
THURSDAY MAY 5, 2016					
T-103	Wiseman	Geriatric Medicine: For the Dental Team	200		\$20
T-104	Wiseman	Geriatric Medicine for the Dental Team	200		\$20
T-105	Borris	What Should I Do? I Hate Bugs! The Management of Oidontogenic Infections in Dental Practice	200	Dentist Only	TBC
T-106	Borris	Now Look at the Fine Mess I've Gotten Myself Into: The Identification and Management of Oral Surgery Complications	200	Dentist Only	TBC
T-108	Hewlett	Healing Dental Caries: The Minimal Intervention Approach	400	Dentist Only	TBC
T-110	Quiñonez	Major Public Policy Issues in Dentistry: Why Do They Matter to You?	113	Dentist Only	\$20
T-114	Selby/Saunders	Essential Strategies for Tobacco Cessation in Dental Practice: Setting The Stage	185		\$20
T-115	Lam	Dentoalveolar Surgery: Reducing Risks and Managing Complications	130	Dentist Only	TBC
T-119	Freund	De-Mystifying Orofacial Pain for The General Practitioner	170	Dentist Only	TBC
T-120 AM	Banks/Harte	Child Abuse and the Dental Professional	135		TBC
T-120 PM	Banks/Harte	Child Abuse and the Dental Professional	135		TBC
T-122	Bauer	Camera, Lights, Action – Patient Photography Made Easy	20	Dentist Only	\$275
T-124	MacPherson	Periodontal Updates for the Dental Hygienist	20		\$75
T-125 AM	Glazer/Lenkinski	Adverse Outcomes	170	Dentist Only	\$20
T-125 PM	Glazer/Lenkinski	Adverse Outcomes	170	Dentist Only	\$20
T-126	Heggie/Lachapelle/Gregoris	Communication Breakdown	270		\$20
T-127	Redmond	The ODA Suggested Fee Guide and Dental Plans: Best Practices	270		\$20
T-128	Malamed	Update on Local Anesthesia	650	Dentist Only	\$20
T-129	Malamed	Emergency Medicine: Cardiac Emergencies and Sudden Cardiac Arrest	650		\$20
T-134	Fazio	Antibiotics in Dentistry	315	Dentist Only	TBC
T-140 AM	Laudenbach	Update on Oral Lesion and Cancer Screening	135	Dentist Only	\$20
T-140 PM	Laudenbach	Update on Oral Lesion and Cancer Screening	135	Dentist Only	\$20
T-141	Padwa	Pediatric Facial Fractures	180	Dentist Only	TBC
FRIDAY MAY 6, 2016					
F-206	Serio	Risk Factors, Antibiotics, Maintenance Peri-Implantitis – A Little Bit of Everything In Non-surgical Therapy	400		\$20
F-208	Freund	The Medically Risky Patient: How to Identify & What to Do When Things Go South	400	Dentist Only	TBC
F-209	Donley	A Better Periodontal Debridement Protocol: Hands-on Training	36	Dentist Only	\$420
F-211	Selby/Saunders/Perley	Essential Strategies for Tobacco Cessation in Dental Practice: Pharmacotherapy for Tobacco Dependence Treatment	170		\$20
F-213	Shariff	Something Old, Something New: Partial Dentures and Attachments	30	Dentist Only	\$420
F-219	Enwood	Ridge Splitting Expand Your Dental Implant Horizons	20	Dentist Only	\$420
F-220	McDermott	WHMIS Program: A Guide for Dental Practices	75		\$90
F-223 AM	Sutherland/Makhoul/Patrick/Morris	Why Dentists Should be Concerned About the Antimicrobial Resistance Crisis and What Can We Do About It	170	Dentist Only	TBC
F-223 PM	Sutherland/Makhoul/Patrick/Morris	Why Dentists Should be Concerned About the Antimicrobial Resistance Crisis and What Can We Do About It	170	Dentist Only	TBC
F-228	Fazio	Antibiotics in Dentistry	650	Dentist Only	TBC
F-229	Fazio	Medicine, Dentistry and Drugs	650	Dentist Only	TBC
F-232	Clemes	CSI – Compliance, Safety & Inspections: Can Your Practice Survive	330		\$20
F-234	Wakefield	Custom Direct Composite Restorations	30	Dentist Only	\$420
F-235	Gardner/Anderson/Goldberg	Dental Record Keeping: Back to Basics	315	Dentist Only	\$20
F-237	MacPherson	Periodontal Updates for the Dental Hygienist	20		\$75
FS-400	Lin	Human Cadaver Hands-on Exercises in Implantology	50	Dentist Only	\$3,350
Please note: This is a two-day course. Participants must register by midnight EST on April 4. Please remember to scan-in to the AM and PM sessions on both days.					
SATURDAY MAY 7, 2016					
S-300	Sangrik	The Science of Dental Fear	100		\$35
S-304	Abi-Nadar	Tooth Preparation: A New Twist to An Old Story	20	Dentist Only	\$420
S-305 AM	Cardoza	21 st Century Laser-Assisted Dentistry – Hands-on	30	Dentist Only	\$195
S-305 PM	Cardoza	21 st Century Laser-Assisted Dentistry – Hands-on	30	Dentist Only	\$195
S-311	Shariff	Anything But the Denture Overdenture	30	Dentist Only	\$420
S-312	Dragonetti/Selby	Essential Strategies for Tobacco Cessation in Dental Practice: Motivational Interviewing	110	Dentist Only	\$20
S-318	Haas	Locate, Negotiate, Instrument and Obtrurate Workshop	30	Dentist Only	\$420
S-328 AM	Goodman	Basic Life Support CPR/AED Certification For Healthcare Providers	80		\$85
S-328 PM	Goodman	Basic Life Support CPR/AED Certification For Healthcare Providers	80		\$85
FS-400	Lin	Human Cadaver Hands-on Exercises in Implantology	50	Dentist Only	\$0
Please note: This is a two-day course. Participants must register by midnight EST on April 4. Please remember to scan-in to the AM and PM sessions on both days.					

CDSPI

Your Partner in Dentistry

CDSPI provides insurance, investment and financial planning solutions exclusively to the Canadian dental community.

With dental associations as our members, and dentists on our Board, CDSPI is a proud supporter of initiatives that are important to the dental profession, including students, new dentists, established practitioners, retirees, and the communities they serve.

For solutions to help you build your practice, take care of your family and grow your wealth, contact us — your partner in dentistry.

1-800-561-9401
www.cdspi.com

CDSPI provides the Canadian Dentists' Insurance Program and the Canadian Dentists' Investment Program as member benefits of the CDA and participating provincial and territorial dental associations.

