


APIMONDIA 2019
 8 -12 septembre 2019
 Palais des congrès de Montréal

Company Name:	
Booth #:	

Si vous n'avez pas de plan d'aménagement de stand, utilisez les plans ci-dessous pour positionner vos prises électriques, branchement internet, services de plomberie ou d'air comprimé.


10' x 10' (3m x 3m)

Allée ou stand



10' x 20' (3m x 6m)

Allée ou stand




Allée ou stand

Allée ou stand

20' x 20' (6m x 6m)

Allée ou stand



Légendes

- x** = prise électrique
- w** = branchement internet
- p** = plomberie
- a** = air comprimé
- b** = accrochage enseigne


APIMONDIA 2019
 September 8-12, 2019
 Palais des congrès de Montréal

Company Name:	
Booth #:	

If you don't have a Booth Design Layout to provide, please use the following template to indicate electrical, wired internet, plumbing and compressed air positions


10' x 10' (3m x 3m)

 Aisle or booth



10' x 20' (3m x 6m)

 Aisle or booth




 Aisle or booth

 Aisle or booth

20' x 20' (6m x 6m)

 Aisle or booth



References

- x** = electrical outlet
- w** = wired internet
- p** = plumbing
- a** = compressed air
- b** = banner hanging